
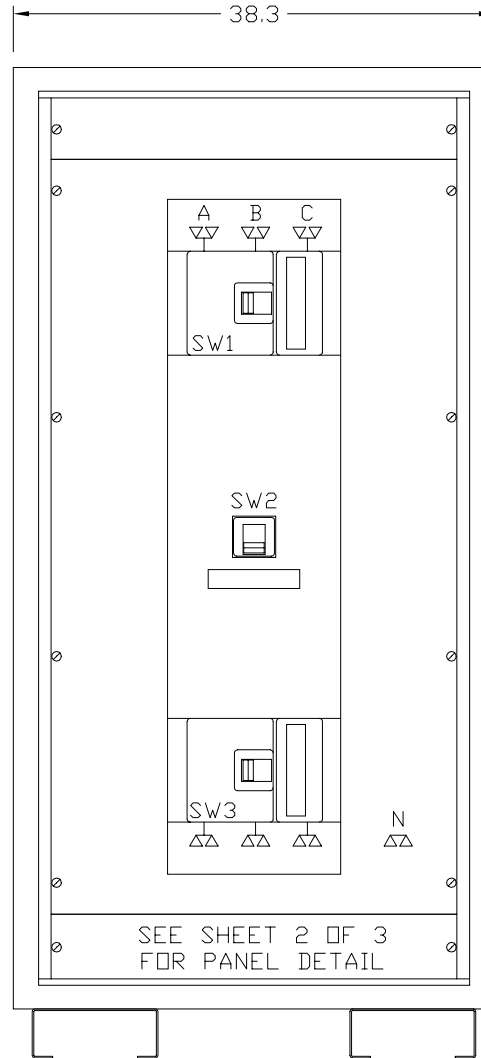


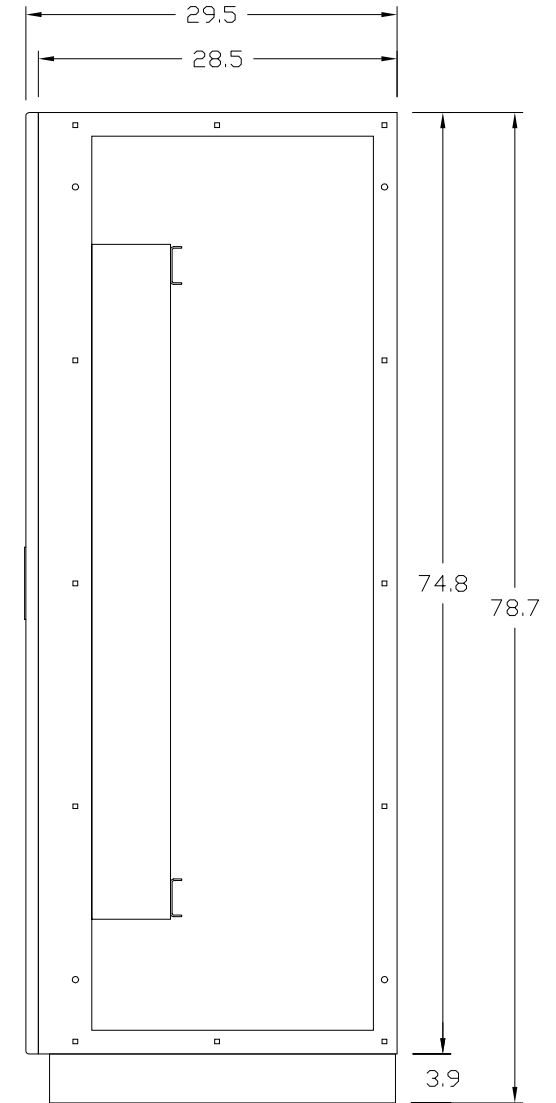
REMOVABLE LEFT
SIDE COVER



FRONT VIEW
DOOR SHOWN



FRONT VIEW
DOOR REMOVED



RIGHT SIDE VIEW
SIDE COVER REMOVED

This Document Contains Proprietary and Confidential Information.
Duplication, reproduction or use of this document or its contents in any form
other than as expressly permitted by Kinney Electrical Mfg. Co., is prohibited.

MITSUBISHI ELECTRIC
VERNON HILLS, ILLINOIS

REVISIONS

PART NO.: FB973-CDP-800-208N

DESCRIPTION: 3 BREAKER FREE STANDING MBP PANEL - 800 AMP MAX.

MEAU APPROVED: *gma*

KINNEY APPROVED: *RFM*

REV.: *

DATE: 11-1-2000

CAD FILE:

DRAWING NO.: SHEET:

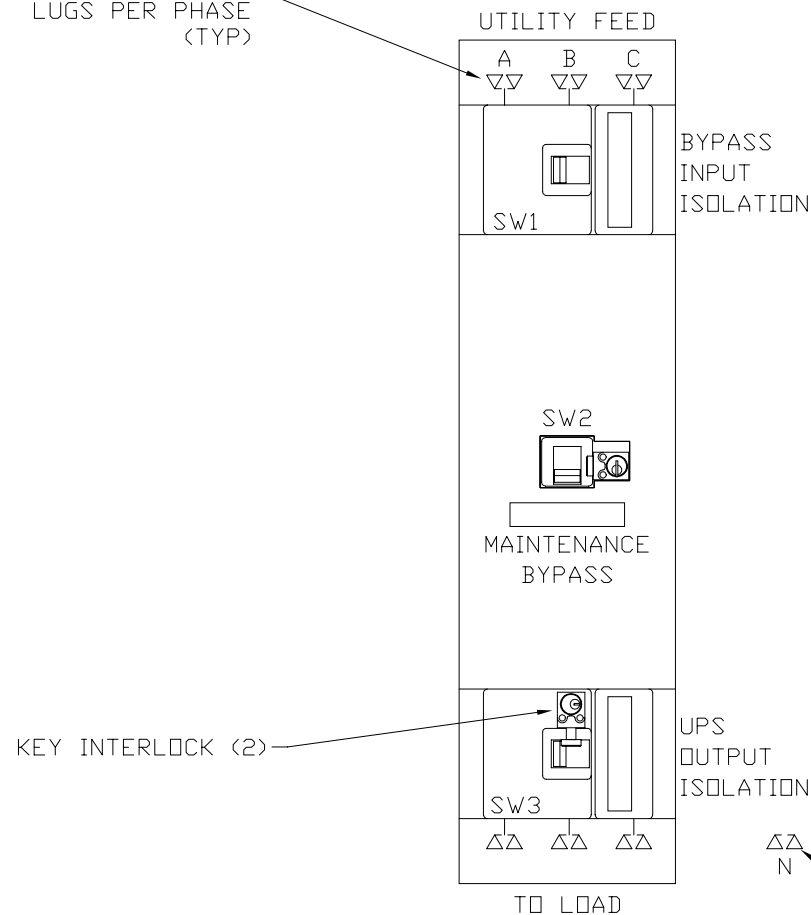
DRAWN BY: RFM

MBF97000800A02

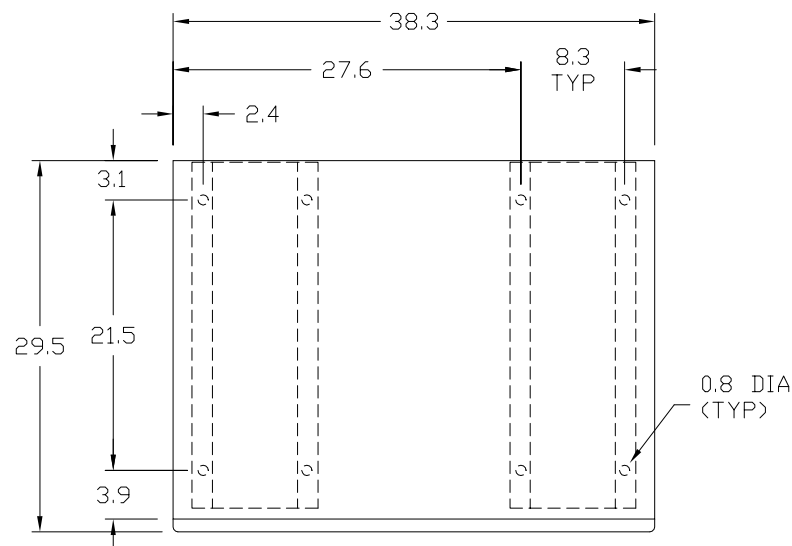
M0000138

1 OF 3

800 AMP M.L.D.
W/ (2) #4-600MCM
LUGS PER PHASE
(TYP)



PANEL WITH INTERLOCKS



PLAN VIEW
ANCHOR DETAIL

This Document Contains Proprietary and Confidential Information.
Duplication, reproduction or use of this document or its contents in any form
other than as expressly permitted by Kinney Electrical Mfg. Co., is prohibited.

MITSUBISHI ELECTRIC
VERNON HILLS, ILLINOIS

REVISIONS

PART NO.: FB973-CDP-800-208N

DESCRIPTION: 3 BREAKER FREE STANDING MBP PANEL - 800 AMP MAX.

MEAU APPROVED: *gma*

KINNEY APPROVED: *RFM*

REV.: *

DATE: 11-1-2000

CAD FILE:

DRAWING NO.:

SHEET:

DRAWN BY: RFM

MBF97000800A02

M0000138

2 OF 3

<div>3 BREAKER MAINTENANCE BYPASS PANEL (MBP) 400-800 AMPERES</div>							<div>PART NUMBER:<div>FB973-X X X-800-208 N</div></div>		
PART NUMBER	UPS SERIES	KVA	BREAKER TYPE	AMPERES	SERVICE	A. I. C. RATING	A.I.C. RATING OPTION		
FB973-CDP-800-208N	9700/9800	225	MDL	800	208/120V	65,000	ACCESSORY OPTION 1		
							ACCESSORY OPTION 2		
							INTERLOCK OPTION		
							A.I.C. RATING CODES:		
							H - HIGH INTERRUPTING		
							INTERLOCK OPTION:		
							K - KEY INTERLOCK		
							N - NONE		
							ACCESSORY CODES:		
							1 - 1a/1b AUXILIARY SWITCH		
							2 - 2a/2b AUXILIARY SWITCH		
							3 - 24VDC UNDER VOLTAGE RELEASE		
							4 - 1m/1b ALARM/LOCKOUT SWITCH		
							5 - 1a/1b AUXILIARY & 1m/1b ALARM SWITCH		
							NOTES:		
							1. ACCESSORIES NORMALLY INSTALLED ON SW2.		
							2. PUT LOWEST CODE IN OPTION 1, i.e. 12, 24.		
<div>ENCLOSURE NOTES: ENCLOSURE: NEMA 1 (UL 50 LISTED ENCLOSURE). BOX: 12 GAUGE PAINTED STEEL, CONTINUOUSLY WELDED SEAMS AND CORNERS, NO KNOCKOUTS. DOOR: 12 GAUGE PAINTED STEEL EQUIPPED WITH MITSUBISHI HANDLE WITH THREE POINT CATCH. FINISH: MITSUBISHI BEIGE POLYESTER POWDERCOAT APPLIED TO SURFACES TREATED WITH AN IRON PHOSPHATE AND CHROME FREE SEALER.</div>									
<div>MAINTENANCE BYPASS PANEL NOTES: KINNEY PANEL TYPE: CDP (UL 67 LISTED INTERIOR) SERVICE: SEE TABLE ABOVE. BUS : ELECTROLYTIC COPPER OF 98% CONDUCTIVITY, BASED ON 1000 AMPS PER SQUARE INCH DENSITY. WIRE BENDING GUTTER: MEETS OR EXCEEDS NEC TABLES 373-6(a), 373-6(b). BREAKERS: WESTINGHOUSE THERMAL-MAGNETIC, 800 AMP FRAME, 3 POLE, TRIP AS INDICATED: SEE TABLE ABOVE FOR BREAKER TYPE, AMPERES, AND A.I.C. RATING. BREAKER TERMINAL LUG: (2) 500-750MCM PER PHASE. KEY INTERLOCK: KIRK TYPE F, BREAKERS ARE INTERLOCKED SO AT LEAST ONE BREAKER IS ON AT ANY GIVEN TIME.</div>									
<div>This Document Contains Proprietary and Confidential Information. Duplication, reproduction or use of this document or its contents in any form other than as expressly permitted by Kinney Electrical Mfg. Co., is prohibited.</div>							<div>MITSUBISHI ELECTRIC VERNON HILLS, ILLINOIS</div>		
REVISIONS							PART NO.: FB973-CDP-800-208N		
1	REVISED BKR. NOTES 5-24-01			DESCRIPTION: 3 BREAKER FREE STANDING MBP PANEL - 800 AMP MAX.					
				MEAU APPROVED: <i>Jma</i>		KINNEY APPROVED: <i>RFM</i>		REV.: 1	
				DATE: 11-1-2000		CAD FILE:		DRAWING NO.: SHEET:	
				DRAWN BY: RFM		MBF97000800A02		M0000138 3 OF 3	