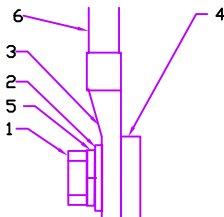


TYPICAL BATTERY WIRING

- CABINET NOTES:
1. UL LISTED 1778, NEMA 1 ENCLOSED BATTERY CABINET.
 2. CABINET BODY IS 10 GA. COLD ROLL STEEL.
 3. SUPPORT RAILS ARE 10 GA. COLD ROLL STEEL.
 4. DOOR & REAR COVER ARE 16 GA. COLD ROLL STEEL.
 5. PAINT IS MITSUBISHI BEIGE POWDER COAT, OVEN BAKED FOR CHIP AND CORROSION RESISTANT FINISH.

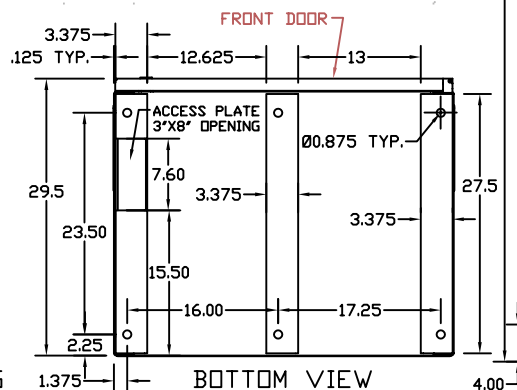
ELECTRICAL NOTES:

1. ALL INTERNAL WIRING IS UL LISTED, MTW, STYLE, 105C, EXTRA FLEXIBLE CABLE.
2. ALL FUSE/S ARE UL RECOGNIZED, TYPE A50P, A70P OR EQUIVALENT.
*REPLACE FUSES ONLY WITH SAME TYPE AND RATING AS SUPPLIED WITH SYSTEM.
3. TERMINAL BLOCK IS UL RECOGNIZED, 600V RATED.
4. CABLES FROM BATTERY CABINET TO UPS SYSTEM ARE OPTIONAL. PLEASE CONSULT FACTORY.
5. GROUND LUG: 350MCM MECHANICAL LUG.
6. BATTERY ACCESS FROM FRONT & REAR.

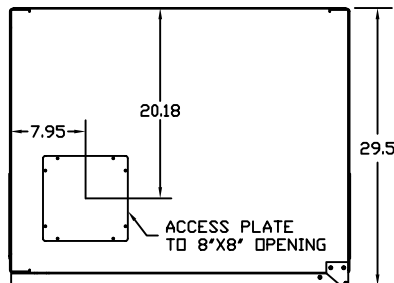


DETAIL A
CABLE TO BATTERY
TERMINAL CONNECTION.


LABEL	DESCRIPTION
1	BOLT
2	FLAT WASHER
3	RING TERMINAL
4	BATT. TERMINAL (THREADED INSERT)
5	SPLIT LOCK WASHER
6	CABLE




BOTTOM VIEW



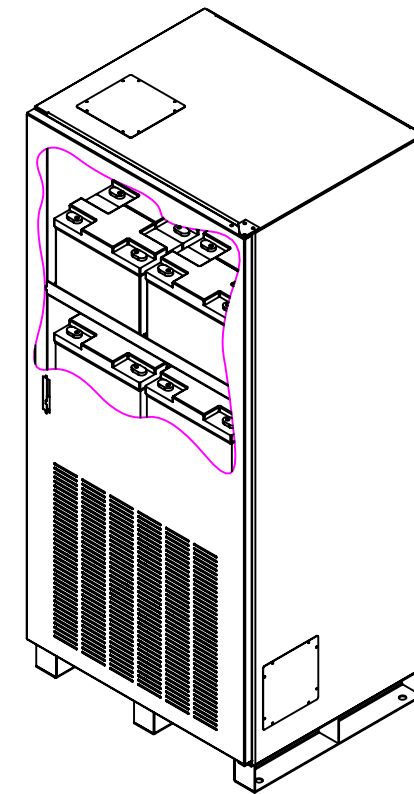
TOP VIEW



FRONT VIEW



RIGHT SIDE VIEW



Series UPS	UPS size					Generic cabinet part #	Weight
9800A/9700	100KVA	150KVA	225KVA	300KVA	375KVA	BC43-Y300	2506
Internal cable size	(1)-4/0	(2)-2/0	(1)-4/0	(1)-4/0	(2)-2/0	BC43-Y350	2880
Fuse size 1 cabinet	350	500	350	350	450	BC43-Y440	3670
Multiple cabinets	175	250	350	350	450		
Lugs per polarity	(1)-500-4	(2)-500-4	(1)-500-4	(1)-500-4	(1)-500-4		
Breaker size 1 cabinet	300	400	600	1000	1200		
Multiple cabinets	175	250	350	External	External		
Lugs per polarity	(1)-350-6	(1)-350-6	(1)-350-6	DC-973000-1	DC-97375-1		

BATTERIES: YUASA 10 YR., VALVE REGULATED LEAD ACID (VLRA) TYPE

MITSUBISHI ELECTRIC
 VERNON HILLS, ILLINOIS

REVISIONS

PART NO.: C91443

DESCRIPTION: BC43 BATTERY CABINET

MEAU APPROVED:

REV.:*

DATE: 02/05/02

CAD FILE:

DRAWING NO.:

SHEET:

DRAWN BY: CAC

91443-SD01

91443-SD01

1 OF 1