REV	ECO	BY	DATE
A	VA31C90	MEC	11/06/92
B	B13S8	LMG	10/20/92

This engineering drawing (CAD / CAM or otherwise) is the proprietary property of Square D Company, not part of the public domain, and is issued with the express understanding and agreement that it is not to be reproduced or copied in whole or in part or used for furnishing information to others, or used directly or indirectly, in any way detrimental to the interest of Square D Company and is to be returned upon request by Square D Company. All Rights Reserved.

© 1989 Square D Company

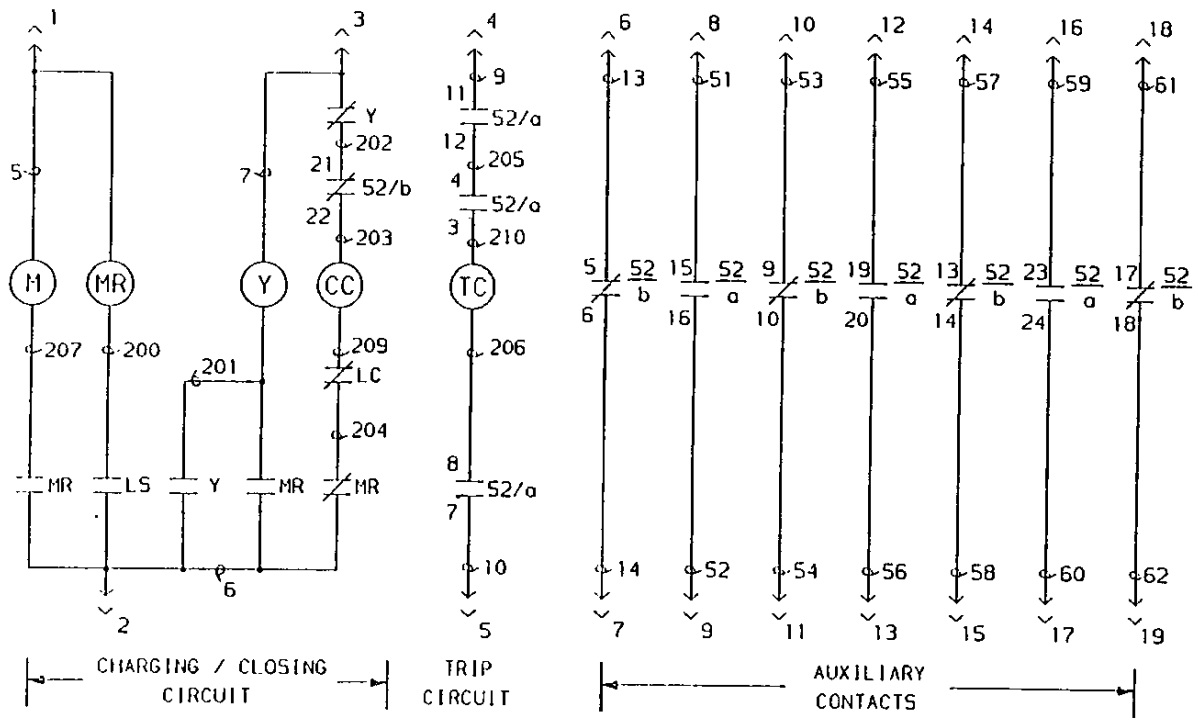

OPERATION OF BREAKER

1. THE BREAKER WILL NOT CLOSE UNTIL THE SPRINGS ARE CHARGED.
2. WHEN THE SPRINGS ARE DISCHARGED, SPRING CHARGING LIMIT SWITCH CONTACT 52/LS IS CLOSED. THIS PICKS UP THE MOTOR RELAY (52MR), WHICH ENERGIZES THE SPRING CHARGING MOTOR (52/M). 52/M RUNS UNTIL THE CLOSING SPRINGS ARE CHARGED. WHEN THE SPRINGS ARE CHARGED, 52/LS OPENS, DROPPING OUT 52MR, WHICH DE-ENERGIZES 52M.
3. WHEN 52MR DROPS OUT, THE NORMALLY CLOSED 52MR CONTACT CLOSES ALLOWING CONTINUITY IN THE CLOSING SOLENOID 52/CC CIRCUIT. IF CLOSING SIGNAL IS APPLIED, 52/CC IS ENERGIZED, UNLATCHING THE CLOSING SPRINGS, CLOSING THE BREAKER, AND CHARGING THE OPENING SPRINGS. 52/b CONTACTS OPEN, DE-ENERGIZING 52/CC. THE DISCHARGING OF THE CLOSING SPRINGS CAUSES 52/LS TO CLOSE. 52MR PICKS UP CLOSING THE NORMALLY OPEN 52MR CONTACT ALLOWING CONTINUITY IN THE ANTI-PUMP RELAY (52Y) CIRCUIT. THE 52Y CONTACTS CHANGE STATE SEALING IN 52Y AND PREVENTING 52/CC FROM BEING RE-ENERGIZED UNTIL THE CLOSING SIGNAL IS REMOVED. THIS LIMITS THE BREAKER TO ONE CLOSING OPERATION PER CLOSING SIGNAL.
4. WHEN THE BREAKER CLOSES, 52/a AUXILIARY CONTACTS CLOSE ALLOWING CONTINUITY IN THE TRIP SOLENOID (52/TC) CIRCUIT. IF A TRIPPING SIGNAL IS APPLIED, 52/TC IS ENERGIZED, UNLATCHING THE TRIPPING SPRINGS, OPENING THE BREAKER. THE 52/a CONTACTS OPEN, DE-ENERGIZING 52/TC WHILE THE BREAKER IS OPEN.
5. REMOTE STATUS INDICATORS ARE CONNECTED TO TERMINALS 10 INDICATE IF THE BREAKER IS OPEN OR CLOSED. CONTACT 52/a IS CLOSED WHEN THE BREAKER IS CLOSED. CONTACT 52/b IS CLOSED WHEN THE BREAKER IS OPEN.

LEGEND

52 VACUUM CIRCUIT BREAKER
52M SPRING CHARGING MOTOR
52/LS SPRING CHARGING MOTOR LIMIT SWITCH
52/TC TRIP COIL (OPENING COIL)
52/CC SPRING RELEASE COIL (CLOSING COIL)
52Y ANTI-PUMP RELAY
52MR MOTOR RELAY
52/a AUX. SWITCH CONTACTS, OPEN WHEN BREAKER IS OPEN
52/b AUX. SWITCH CONTACTS, CLOSED WHEN BREAKER IS OPEN
52/LC LATCH CHECK SWITCH

NOTES:

1. BREAKER SHOWN IN OPEN POSITION & MAIN SPRINGS CHARGED.
2. SEE 44068-401 FOR WIRING DIAGRAM.

B - RELEASED IN SMYRNA

STANDARD TOLERANCE UNLESS OTHERWISE SPECIFIED	LINEAR DIMENSIONS	ONE PLACE DECIMAL ± .060 TWO PLACE DECIMAL ± .030 THREE PLACE DECIMAL ± .015	DESIGN LOC: 68	USED ON: ----	ECO: VA31C48	PRINTS TO: -- -- -- -- -- -- -- --	SQUARE D COMPANY POWER EQUIPMENT	
	HOLE DIMENSIONS	PUNCHED/DRILLED ± .005	DRAWN BY: MEC	RAWSTOCK: NONE	DATE: 02/10/92	TITLE: VAD-3 SCHEMATIC DIAGRAM AMP PLUG		
	ANGLES	DIMENSIONED ± 1° UNDIMENSIONED 90° ± 2°	CHKD BY:	MATERIAL DESCRIPTION: NONE	SCALE: 1/1	PART# 44068-400 QTY: -	B 44068-400	B
			ENGINEER: BLF	FINISH DESCRIPTION: NONE				

REV	ECO	BY	DATE
A	VA31C90	MEC	11/06/92
B	B1358	LMG	10/20/92

This engineering drawing (CAD / CAM or otherwise) is the proprietary property of Square D Company, not part of the public domain, and is issued with the express understanding and agreement that it is not to be reproduced or copied in whole or in part or used for furnishing information to others, or used directly or indirectly, in any way detrimental to the interest of Square D Company and is to be returned upon request by Square D Company. All Rights Reserved.

© 1989 Square D Company

SD

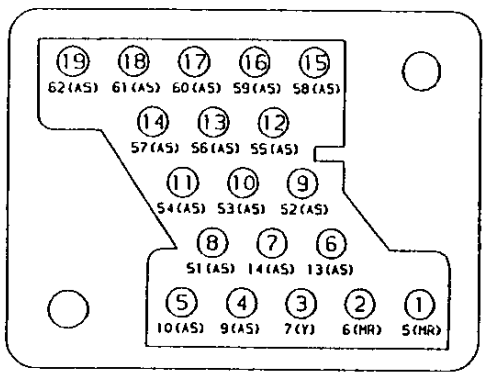

REAR VIEW OF CONTROL PLUG CONNECTOR

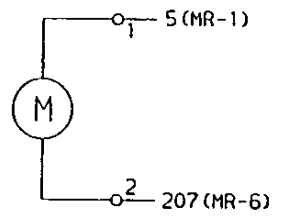

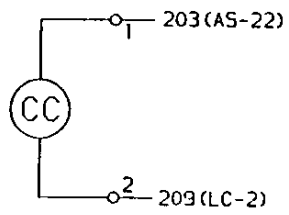

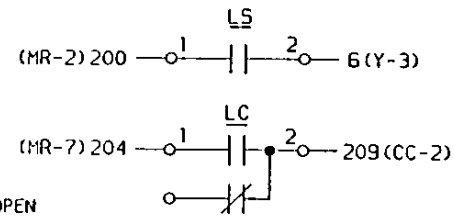

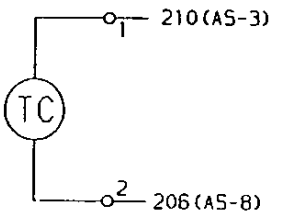

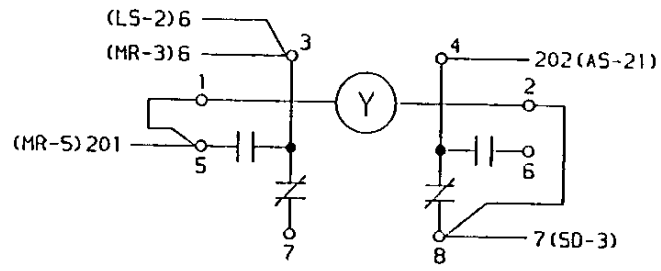

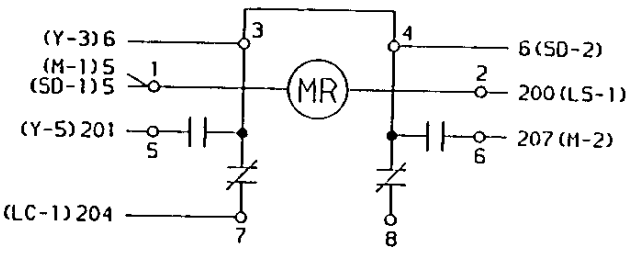

LEGEND

S2 VACUUM CIRCUIT BREAKER
S2M SPRING CHARGING MOTOR
S2/LS SPRING CHARGING MOTOR LIMIT SWITCH
S2/TC TRIP COIL (OPENING COIL)
S2/CC SPRING RELEASE COIL (CLOSING COIL)
S2Y ANTI-PUMP RELAY
S2MR MOTOR RELAY
S2/a AUX. SWITCH CONTACTS, OPEN WHEN BREAKER IS OPEN
S2/b AUX. SWITCH CONTACTS, CLOSED WHEN BREAKER IS OPEN
S2/LC LATCH CHECK SWITCH (NORMALLY OPEN CONTACT)
S2/SD SECONDARY DISCONNECT CONTACTS

NOTE

1. SEE 44068-400 FOR SCHEMATIC DIAGRAM

AS

b CONTACTS

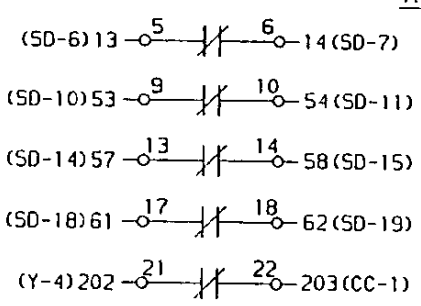

a CONTACTS

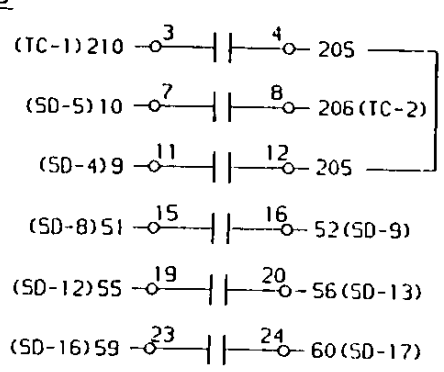

⚠ - RELEASED IN SMYRNA

STANDARD TOLERANCE UNLESS OTHERWISE SPECIFIED	LINEAR DIMENSIONS	ONE PLACE DECIMAL ± .060 TWO PLACE DECIMAL ± .030 THREE PLACE DECIMAL ± .015	DESIGN LOC. 68	USED ON: ----	ECO: VA31C48	PRINTS TO:	SQUARE D COMPANY POWER EQUIPMENT		
	HOLE DIMENSIONS	PUNCHED/DRILLED ± .005	DRAWN BY: MEC	RAWSTOCK: NONE	DATE: 02/10/92	TITLE: VAD-3 WIRING DIAGRAM AND PLUG			
	ANGLES	DIMENSIONED ± 1° UNDIMENSIONED 90° ± 2°	CHKD BY:	MATERIAL DESCRIPTION: NONE	SCALE: 1/1	PART# 44068-401	QTY: -	B	44068-401 REV B
			ENGINEER: BLF	FINISH DESCRIPTION: NONE					

REV	ECO	BY	DATE
A	VA31C90	HEC	11/06/92
B	B1358	LMG	12/02/92

This engineering drawing (CAD / CAM or otherwise) is the proprietary property of Square D Company, not part of the public domain, and is issued with the express understanding and agreement that it is not to be reproduced or copied in whole or in part or used for furnishing information to others, or used directly or indirectly, in any way detrimental to the interest of Square D Company and is to be returned upon request by Square D Company. All Rights Reserved.

© 1989 Square D Company

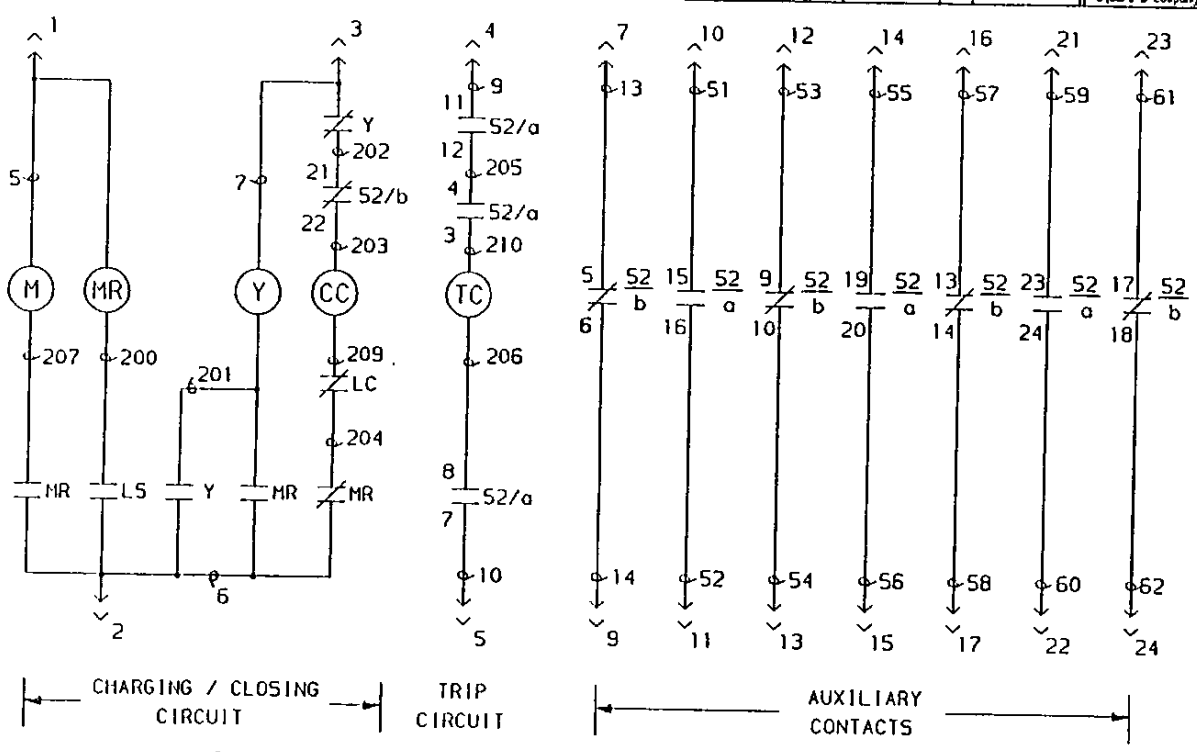

OPERATION OF BREAKER

1. THE BREAKER WILL NOT CLOSE UNTIL THE SPRINGS ARE CHARGED.
2. WHEN THE SPRINGS ARE DISCHARGED, SPRING CHARGING LIMIT SWITCH CONTACT 52/LS IS CLOSED. THIS PICKS UP THE MOTOR RELAY (52MR), WHICH ENERGIZES THE SPRING CHARGING MOTOR (52/M). 52/M RUNS UNTIL THE CLOSING SPRINGS ARE CHARGED. WHEN THE SPRINGS ARE CHARGED, 52/LS OPENS, DROPPING OUT 52MR, WHICH DE-ENERGIZES 52M.
3. WHEN 52MR DROPS OUT, THE NORMALLY CLOSED 52MR CONTACT CLOSES ALLOWING CONTINUITY IN THE CLOSING SOLENOID 52/CC CIRCUIT. IF CLOSING SIGNAL IS APPLIED, 52/CC IS ENERGIZED, UNLATCHING THE CLOSING SPRINGS, CLOSING THE BREAKER, AND CHARGING THE OPENING SPRINGS. 52/b CONTACTS OPEN, DE-ENERGIZING 52/CC. THE DISCHARGING OF THE CLOSING SPRINGS CAUSES 52/LS TO CLOSE. 52MR PICKS UP CLOSING THE NORMALLY OPEN 52MR CONTACT ALLOWING CONTINUITY IN THE ANTI-PUMP RELAY (52Y) CIRCUIT. THE 52Y CONTACTS CHANGE STATE SEALING IN 52Y AND PREVENTING 52/CC FROM BEING RE-ENERGIZED UNTIL THE CLOSING SIGNAL IS REMOVED. THIS LIMITS THE BREAKER TO ONE CLOSING OPERATION PER CLOSING SIGNAL.
4. WHEN THE BREAKER CLOSES, 52/a AUXILIARY CONTACTS CLOSE ALLOWING CONTINUITY IN THE TRIP SOLENOID (52/TC) CIRCUIT. IF A TRIPPING SIGNAL IS APPLIED, 52/TC IS ENERGIZED, UNLATCHING THE TRIPPING SPRINGS, OPENING THE BREAKER. THE 52/a CONTACTS OPEN, DE-ENERGIZING 52/TC WHILE THE BREAKER IS OPEN.
5. REMOTE STATUS INDICATORS ARE CONNECTED TO TERMINALS TO INDICATE IF THE BREAKER IS OPEN OR CLOSED. CONTACT 52/a IS CLOSED WHEN THE BREAKER IS CLOSED. CONTACT 52/b IS CLOSED WHEN THE BREAKER IS OPEN.

LEGEND

52 VACUUM CIRCUIT BREAKER
52M SPRING CHARGING MOTOR
52/LS SPRING CHARGING MOTOR LIMIT SWITCH
52/TC TRIP COIL (OPENING COIL)
52/CC SPRING RELEASE COIL (CLOSING COIL)
52Y ANTI-PUMP RELAY
52MR MOTOR RELAY
52/a AUX. SWITCH CONTACTS, OPEN WHEN BREAKER IS OPEN
52/b AUX. SWITCH CONTACTS, CLOSED WHEN BREAKER IS OPEN
52/LC LATCH CHECK SWITCH

NOTES:

1. BREAKER SHOWN IN OPEN POSITION & MAIN SPRINGS CHARGED.
2. SEE 44068-403 FOR WIRING DIAGRAM.

B - RELEASED IN SMYRNA

STANDARD TOLERANCE UNLESS OTHERWISE SPECIFIED						
LINEAR DIMENSIONS	ONE PLACE DECIMAL ± .060 TWO PLACE DECIMAL ± .030 THREE PLACE DECIMAL ± .015	DESIGN LOC: 68	USED ON: ----	ECO: VA31C48	PRINTS TO:	SQUARE D COMPANY POWER EQUIPMENT
HOLE DIMENSIONS	PUNCHED/DRILLED ± .005	DRAWN BY: HEC	RAWSTOCK: NONE	DATE: 02/10/92	TITLE: VAO-3 SCHEMATIC DIAGRAM HARTING PLUG	
ANGLES	DIMENSIONED ± 1° UNDIMENSIONED 90° ± 2°	CHKD BY:	MATERIAL DESCRIPTION: NONE	SCALE: 1/1	PART# 44068-402	QTY: -
		ENGINEER: BLF	FINISH DESCRIPTION: NONE			B 44068-402 B

REV	ECO	BY	DATE
A	VA31C90	HEC	11/06/92
B	B135B	LMG	12/02/92

This engineering drawing (CAD / CAM or otherwise) is the proprietary property of Square D Company, not part of the public domain, and is issued with the express understanding and agreement that it is not to be reproduced or copied in whole or in part or used for furnishing information to others, or used directly or indirectly, in any way detrimental to the interest of Square D Company and is to be returned upon request by Square D Company. All Rights Reserved.

© 1989 Square D Company

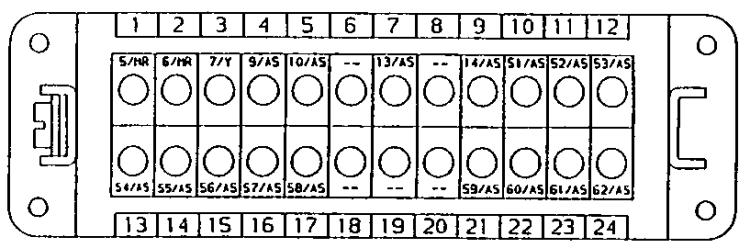

REAR VIEW OF BREAKER CONTROL PLUG

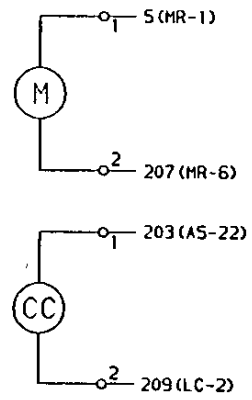

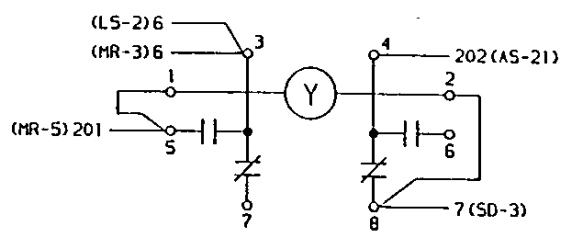

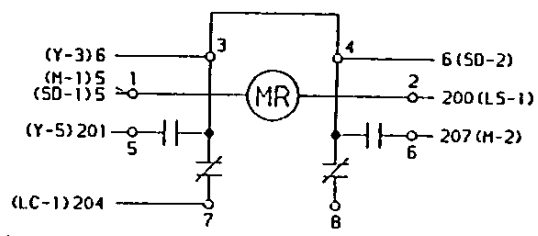

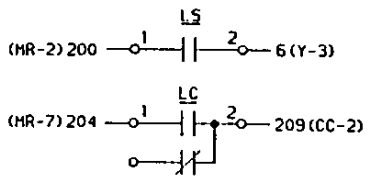

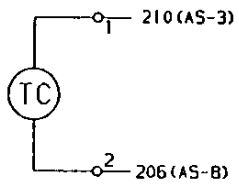

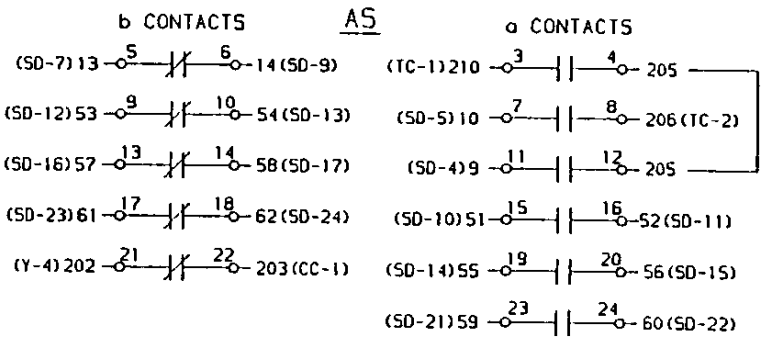

LEGEND

52 VACUUM CIRCUIT BREAKER
52M SPRING CHARGING MOTOR
52/LS SPRING CHARGING MOTOR LIMIT SWITCH
52/TC TRIP COIL (OPENING COIL)
52/CC SPRING RELEASE COIL (CLOSING COIL)
52Y ANTI-PUMP RELAY
52MR MOTOR RELAY
52/a AUX. SWITCH CONTACTS, OPEN WHEN BREAKER IS OPEN
52/b AUX. SWITCH CONTACTS, CLOSED WHEN BREAKER IS OPEN
52/LC LATCH CHECK SWITCH (NORMALLY OPEN CONTACT)
52/SD SECONDARY DISCONNECT CONTACTS

NOTE

1. SEE 44068-402 FOR SCHEMATIC DIAGRAM

B - RELEASED IN SMYRNA

STANDARD TOLERANCE UNLESS OTHERWISE SPECIFIED	LINEAR DIMENSIONS	ONE PLACE DECIMAL ± .060	DESIGN LOC: 68	USED ON: ----	ECO: VA31C4B	PRINTS TO:	SQUARE D COMPANY POWER EQUIPMENT				
		TWO PLACE DECIMAL ± .030	DRAWN BY: HEC	RAWSTOCK: NONE	DATE: 02/10/92	TITLE: VAO-3 WIRING DIAGRAM MATING PLUG					
		THREE PLACE DECIMAL ± .015	CHKD BY:	MATERIAL DESCRIPTION: NONE							
	HOLE DIMENSIONS	PUNCHED/DRILLED ± .005	ENGINEER: BLF	FINISH DESCRIPTION: NONE	SCALE: 1/1	PART# 44068-403	QTY: -	B	44068-403	B	
	ANGLES	DIMENSIONED ± 1° UNDIMENSIONED 90° ± 2°									

REV	ECO	BY	DATE
A	VA31C90	MEC	11/06/92
B	B1358	LMG	12/02/92

This engineering drawing (CAD / CAM or otherwise) is the proprietary property of Square D Company, not part of the public domain, and is issued with the express understanding and agreement that it is not to be reproduced or copied in whole or in part or used for furnishing information to others, or used directly or indirectly, in any way detrimental to the interest of Square D Company and is to be returned upon request by Square D Company. All Rights Reserved.

© 1988 Square D Company

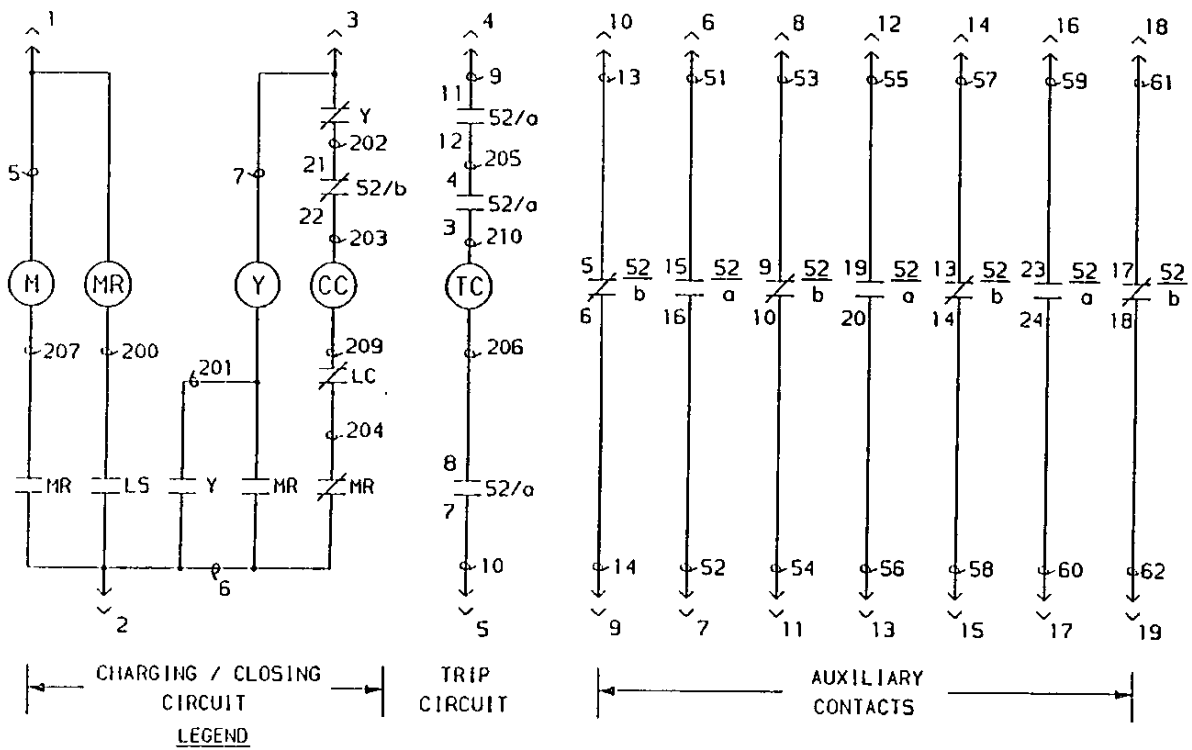

OPERATION OF BREAKER

1. THE BREAKER WILL NOT CLOSE UNTIL THE SPRINGS ARE CHARGED.
2. WHEN THE SPRINGS ARE DISCHARGED, SPRING CHARGING LIMIT SWITCH CONTACT 52/LS IS CLOSED. THIS PICKS UP THE MOTOR RELAY (52MR), WHICH ENERGIZES THE SPRING CHARGING MOTOR (52/M). 52/M RUNS UNTIL THE CLOSING SPRINGS ARE CHARGED. WHEN THE SPRINGS ARE CHARGED, 52/LS OPENS, DROPPING OUT 52MR, WHICH DE-ENERGIZES 52M.
3. WHEN 52MR DROPS OUT, THE NORMALLY CLOSED 52MR CONTACT CLOSES ALLOWING CONTINUITY IN THE CLOSING SOLENOID 52/CC CIRCUIT. IF CLOSING SIGNAL IS APPLIED, 52/CC IS ENERGIZED, UNLATCHING THE CLOSING SPRINGS, CLOSING THE BREAKER, AND CHARGING THE OPENING SPRINGS. 52/b CONTACTS OPEN, DE-ENERGIZING 52/CC. THE DISCHARGING OF THE CLOSING SPRINGS CAUSES 52/LS TO CLOSE. 52MR PICKS UP CLOSING THE NORMALLY OPEN 52MR CONTACT ALLOWING CONTINUITY IN THE ANTI-PUMP RELAY (52Y) CIRCUIT. THE 52Y CONTACTS CHANGE STATE SEALING IN 52Y AND PREVENTING 52/CC FROM BEING RE-ENERGIZED UNTIL THE CLOSING SIGNAL IS REMOVED. THIS LIMITS THE BREAKER TO ONE CLOSING OPERATION PER CLOSING SIGNAL.
4. WHEN THE BREAKER CLOSES, 52/a AUXILIARY CONTACTS CLOSE ALLOWING CONTINUITY IN THE TRIP SOLENOID (52/TC) CIRCUIT. IF A TRIPPING SIGNAL IS APPLIED, 52/TC IS ENERGIZED, UNLATCHING THE TRIPPING SPRINGS, OPENING THE BREAKER. THE 52/a CONTACTS OPEN, DE-ENERGIZING 52/TC WHILE THE BREAKER IS OPEN.
5. REMOTE STATUS INDICATORS ARE CONNECTED TO TERMINALS TO INDICATE IF THE BREAKER IS OPEN OR CLOSED. CONTACT 52/a IS CLOSED WHEN THE BREAKER IS CLOSED. CONTACT 52/b IS CLOSED WHEN THE BREAKER IS OPEN.

LEGEND

52 VACUUM CIRCUIT BREAKER
52M SPRING CHARGING MOTOR
52/LS SPRING CHARGING MOTOR LIMIT SWITCH
52/TC TRIP COIL (OPENING COIL)
52/CC SPRING RELEASE COIL (CLOSING COIL)
52Y ANTI-PUMP RELAY
52MR MOTOR RELAY
52/a AUX. SWITCH CONTACTS, OPEN WHEN BREAKER IS OPEN
52/b AUX. SWITCH CONTACTS, CLOSED WHEN BREAKER IS OPEN
52/LC LATCH CHECK SWITCH

NOTES:

1. BREAKER SHOWN IN OPEN POSITION & MAIN SPRINGS CHARGED.
2. SEE 44068-405 FOR WIRING DIAGRAM.

⚠B - RELEASED IN SMYRNA

STANDARD TOLERANCE UNLESS OTHERWISE SPECIFIED	LINEAR DIMENSIONS	ONE PLACE DECIMAL ± .060 TWO PLACE DECIMAL ± .030 THREE PLACE DECIMAL ± .015	DESIGN LOC: 68	USED ON: ----	ECO: VA31C48	PRINTS TO:	SQUARE D COMPANY POWER EQUIPMENT
	HOLE DIMENSIONS	PUNCHED/DRILLED ± .005	DRAWN BY: MEC	RAWSTOCK: NONE	DATE: 02/10/92	TITLE: VAD-3 SCHEMATIC DIAGRAM MEXICO PLUG	
	ANGLES	DIMENSIONED ± 1° UNDIMENSIONED 90° ± 2°	CHKD BY:	MATERIAL DESCRIPTION: NONE	SCALE: 1/1	PART# 44068-404 QTY: -	B 44068-404 B
			ENGINEER: BLF	FINISH DESCRIPTION: NONE			

REV	ECO	BY	DATE
A	VA31C90	MEC	11/06/92
B	81358	LMG	12/02/92

This engineering drawing (CAD / CAM or otherwise) is the proprietary property of Square D Company, not part of the public domain, and is issued with the express understanding and agreement that it is not to be reproduced or copied in whole or in part or used for furnishing information to others, or used directly or indirectly, in any way detrimental to the interest of Square D Company and is to be returned upon request by Square D Company. All Rights Reserved.

© 1992 Square D Company

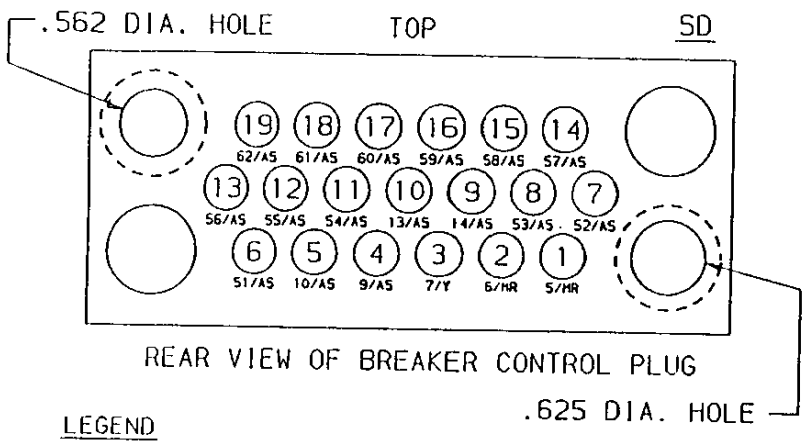

REAR VIEW OF BREAKER CONTROL PLUG

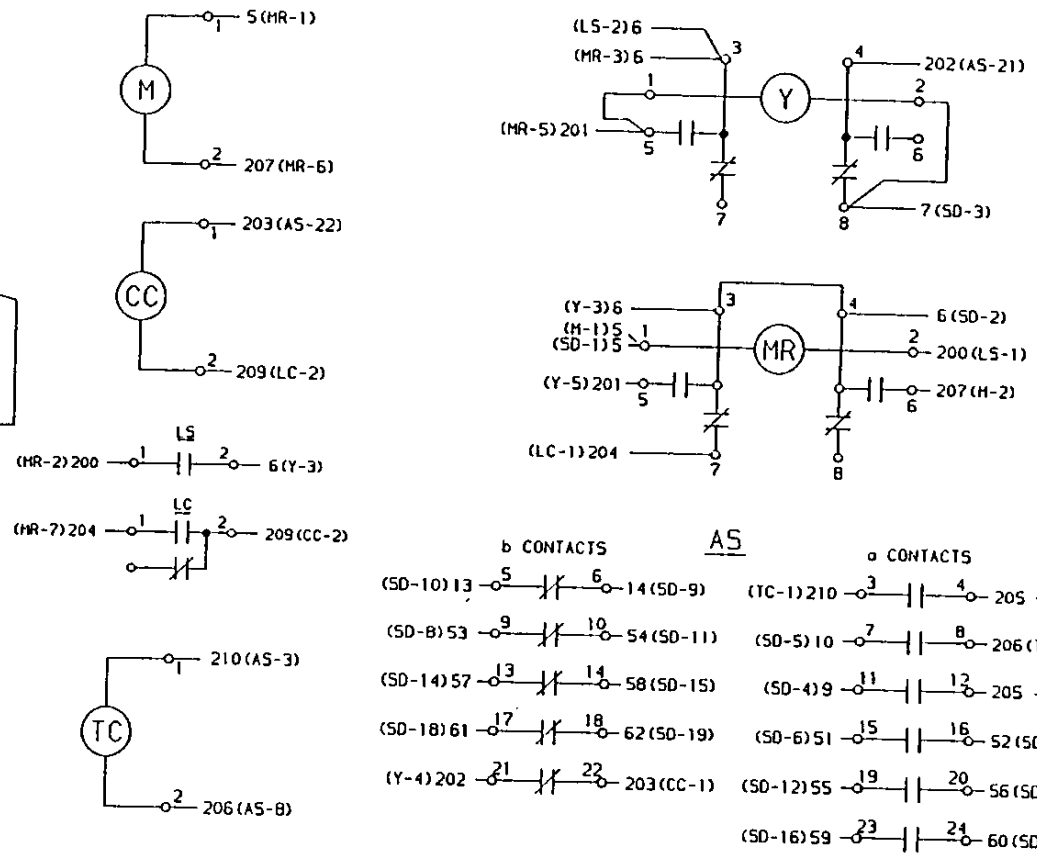

LEGEND

52 VACUUM CIRCUIT BREAKER
52M SPRING CHARGING MOTOR
52/LS SPRING CHARGING MOTOR LIMIT SWITCH
52/TC TRIP COIL (OPENING COIL)
52/CC SPRING RELEASE COIL (CLOSING COIL)
52Y ANTI-PUMP RELAY
52MR MOTOR RELAY
52/a AUX. SWITCH CONTACTS, OPEN WHEN BREAKER IS OPEN
52/b AUX. SWITCH CONTACTS, CLOSED WHEN BREAKER IS OPEN
52/LC LATCH CHECK SWITCH (NORMALLY OPEN CONTACT)
52/SD SECONDARY DISCONNECT CONTACTS

NOTE

1. SEE 44068-404 FOR SCHEMATIC DIAGRAM

⚠B - RELEASED IN SHYRNA

STANDARD TOLERANCE UNLESS OTHERWISE SPECIFIED	LINEAR DIMENSIONS	ONE PLACE DECIMAL ± .060 TWO PLACE DECIMAL ± .030 THREE PLACE DECIMAL ± .015	DESIGN LOC: 68	USED ON: ----	ECO: VA31C48	PRINTS TO:	SQUARE D COMPANY POWER EQUIPMENT
	HOLE DIMENSIONS	PUNCHED/DRILLED ± .005	DRAWN BY: MEC	RAWSTOCK: NONE	DATE: 02/10/92	TITLE: VAD-3 WIRING DIAGRAM MEXICO PLUG	
	ANGLES	DIMENSIONED ± 1° UNDIMENSIONED 90° ± 2°	CHKD BY:	MATERIAL DESCRIPTION: NONE	SCALE: 1/1	PART# 44068-405	QTY: -
			ENGINEER: BLF	FINISH DESCRIPTION: NONE			B 44068-405 B

REV	ECO	BY	DATE
A	VA31C90	HEC	11/09/92
B	B1358	LMG	12/02/92

This engineering drawing (CAD / CAM or otherwise) is the proprietary property of Square D Company, not part of the public domain, and is issued with the express understanding and agreement that it is not to be reproduced or copied in whole or in part or used for furnishing information to others, or used directly or indirectly. In any way detrimental to the interest of Square D Company and is to be returned upon request by Square D Company. All Rights Reserved.

© 1988 Square D Company

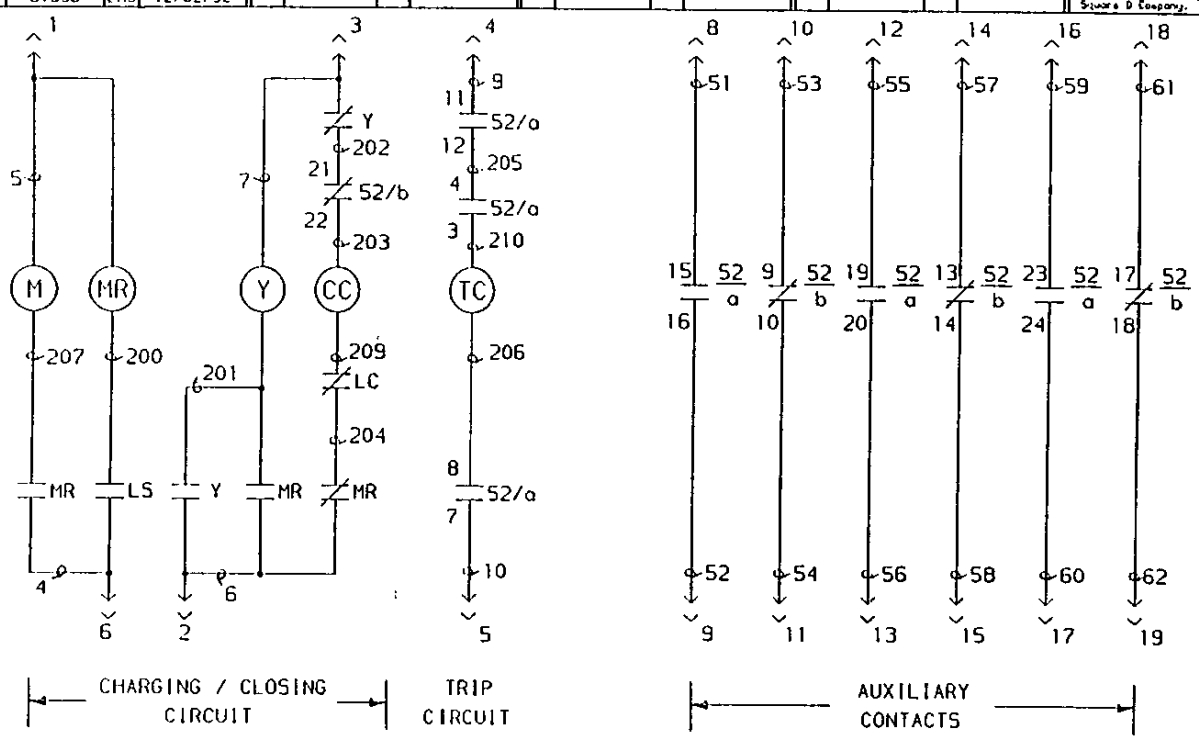

OPERATION OF BREAKER

1. THE BREAKER WILL NOT CLOSE UNTIL THE SPRINGS ARE CHARGED.
2. WHEN THE SPRINGS ARE DISCHARGED, SPRING CHARGING LIMIT SWITCH CONTACT S2/LS IS CLOSED. THIS PICKS UP THE MOTOR RELAY (S2MR), WHICH ENERGIZES THE SPRING CHARGING MOTOR (S2/M). S2/M RUNS UNTIL THE CLOSING SPRINGS ARE CHARGED. WHEN THE SPRINGS ARE CHARGED, S2/LS OPENS, DROPPING OUT S2MR, WHICH DE-ENERGIZES S2M.
3. WHEN S2MR DROPS OUT, THE NORMALLY CLOSED S2MR CONTACT CLOSES ALLOWING CONTINUITY IN THE CLOSING SOLENOID S2/CC CIRCUIT. IF CLOSING SIGNAL IS APPLIED, S2/CC IS ENERGIZED, UNLATCHING THE CLOSING SPRINGS, CLOSING THE BREAKER, AND CHARGING THE OPENING SPRINGS. S2/b CONTACTS OPEN, DE-ENERGIZING S2/CC. THE DISCHARGING OF THE CLOSING SPRINGS CAUSES S2/LS TO CLOSE. S2MR PICKS UP CLOSING THE NORMALLY OPEN S2MR CONTACT ALLOWING CONTINUITY IN THE ANTI-PUMP RELAY (S2Y) CIRCUIT. THE S2Y CONTACTS CHANGE STATE SEALING IN S2Y AND PREVENTING S2/CC FROM BEING RE-ENERGIZED UNTIL THE CLOSING SIGNAL IS REMOVED. THIS LIMITS THE BREAKER TO ONE CLOSING OPERATION PER CLOSING SIGNAL.
4. WHEN THE BREAKER CLOSES, S2/a AUXILIARY CONTACTS CLOSE ALLOWING CONTINUITY IN THE TRIP SOLENOID (S2/TC) CIRCUIT. IF A TRIPPING SIGNAL IS APPLIED, S2/TC IS ENERGIZED, UNLATCHING THE TRIPPING SPRINGS, OPENING THE BREAKER. THE S2/a CONTACTS OPEN, DE-ENERGIZING S2/TC WHILE THE BREAKER IS OPEN.
5. REMOTE STATUS INDICATORS ARE CONNECTED TO TERMINALS TO INDICATE IF THE BREAKER IS OPEN OR CLOSED. CONTACT S2/a IS CLOSED WHEN THE BREAKER IS CLOSED. CONTACT S2/b IS CLOSED WHEN THE BREAKER IS OPEN.

LEGEND

S2 VACUUM CIRCUIT BREAKER ;
S2M SPRING CHARGING MOTOR
S2/LS SPRING CHARGING MOTOR LIMIT SWITCH
S2/TC TRIP COIL (OPENING COIL)
S2/CC SPRING RELEASE COIL (CLOSING COIL)
S2Y ANTI-PUMP RELAY
S2MR MOTOR RELAY
S2/a AUX. SWITCH CONTACTS, OPEN WHEN BREAKER IS OPEN
S2/b AUX. SWITCH CONTACTS, CLOSED WHEN BREAKER IS OPEN
S2/LC LATCH CHECK SWITCH

NOTES:

1. BREAKER SHOWN IN OPEN POSITION & MAIN SPRINGS CHARGED.
2. SEE 44068-407 FOR WIRING DIAGRAM.

B - RELEASED IN SMYRNA

STANDARD TOLERANCE UNLESS OTHERWISE SPECIFIED								
LINEAR DIMENSIONS	ONE PLACE DECIMAL ± .060 TWO PLACE DECIMAL ± .030 THREE PLACE DECIMAL ± .015	DESIGN LOC: 68	USED ON: ----	ECO: VA31C48	PRINTS TO:	SQUARE D COMPANY POWER EQUIPMENT	
HOLE DIMENSIONS	PUNCHED/DRILLED ± .005	DRAWN BY: HEC	RAWSTOCK: NONE	DATE: 02/10/92	TITLE: VAO-3 SCHEMATIC DIAGRAM SEPERATE CHARGE - AMP PLUG		
ANGLES	DIMENSIONED ± 1° UNDIMENSIONED 90° ± 2°	CHKD BY:	MATERIAL DESCRIPTION: NONE	SCALE: 1/1	PART# 44068-406	QTY: -	B 44068-406 REV B
		ENGINEER: DLF	FINISH DESCRIPTION: NONE				

REV	ECO	BY	DATE
A	VA31C90	MEC	11/09/92
B	B1358	LMG	12/02/92

This engineering drawing (CAD / CAM or otherwise) is the proprietary property of Square D Company, not part of the public domain, and is issued with the express understanding and agreement that it is not to be reproduced or copied in whole or in part or used for furnishing information to others, or used directly or indirectly. In any way detrimental to the interest of Square D Company and is to be returned upon request by Square D Company. All Rights Reserved.

© 1989 Square D Company

SD

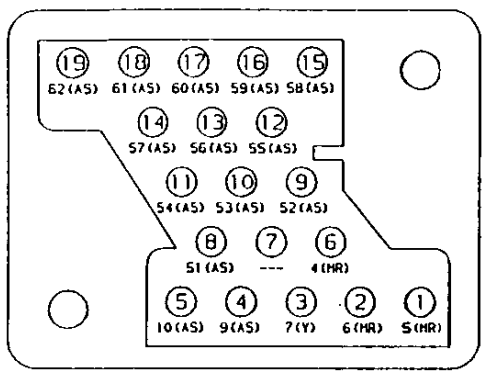

REAR VIEW OF CONTROL PLUG CONNECTOR

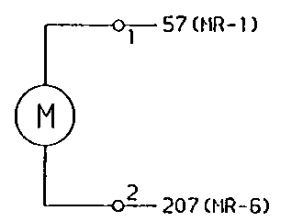

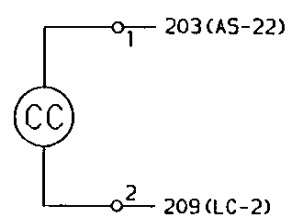

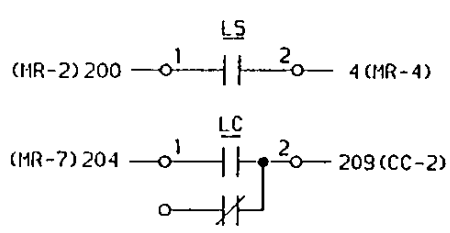

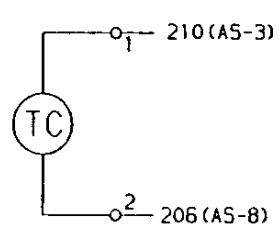

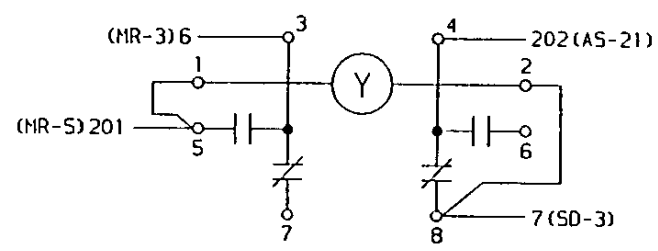

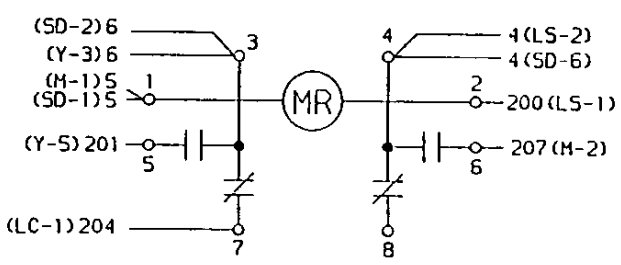

LEGEND

52 VACUUM CIRCUIT BREAKER
52M SPRING CHARGING MOTOR
52/LS SPRING CHARGING MOTOR LIMIT SWITCH
52/TC TRIP COIL (OPENING COIL)
52/CC SPRING RELEASE COIL (CLOSING COIL)
52Y ANTI-PUMP RELAY
52MR MOTOR RELAY
52/a AUX. SWITCH CONTACTS, OPEN WHEN BREAKER IS OPEN
52/b AUX. SWITCH CONTACTS, CLOSED WHEN BREAKER IS OPEN
52/LC LATCH CHECK SWITCH (NORMALLY OPEN CONTACT)
52/SD SECONDARY DISCONNECT CONTACTS

NOTE

1. SEE 44068-406 FOR SCHEMATIC DIAGRAM

AS

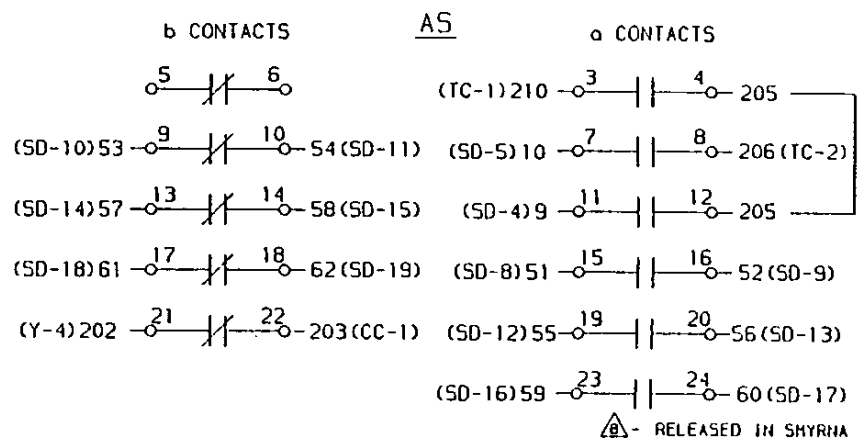

8 - RELEASED IN SMYRNA

STANDARD TOLERANCE UNLESS OTHERWISE SPECIFIED							
	LINEAR DIMENSIONS	ONE PLACE DECIMAL ± .060 TWO PLACE DECIMAL ± .030 THREE PLACE DECIMAL ± .015	DESIGN LOC: 68	USED ON: ---	ECO: VA31C48	PRINTS TO: -- -- -- -- -- -- -- --	SQUARE D COMPANY POWER EQUIPMENT
	HOLE DIMENSIONS	PUNCHED/DRILLED ± .005	DRAWN BY: MEC	RAWSTOCK: NONE	DATE: 02/10/92	TITLE: VAD-3 WIRING DIAGRAM SEPERATE CHARGE - AMP PLUG	
	ANGLES	DIMENSIONED ± 1° UNDIMENSIONED 90° ± 2°	CHKD BY:	MATERIAL DESCRIPTION: NONE	SCALE: 1/1	PART# 44068-407 QTY: -	B 44068-407 B
			ENGINEER: DIF	FINISH DESCRIPTION: NONE			

REV	ECO	BY	DATE
A	VA31C90	MEC	11/09/92
B	B135B	LMG	12/02/92

This engineering drawing (CAD / CAM or otherwise) is the proprietary property of Square D Company, not part of the public domain, and is issued with the express understanding and agreement that it is not to be reproduced or copied in whole or in part or used for furnishing information to others, or used directly or indirectly, in any way detrimental to the interest of Square D Company and is to be returned upon request by Square D Company. ALL Rights Reserved.

© 1992 Square D Company

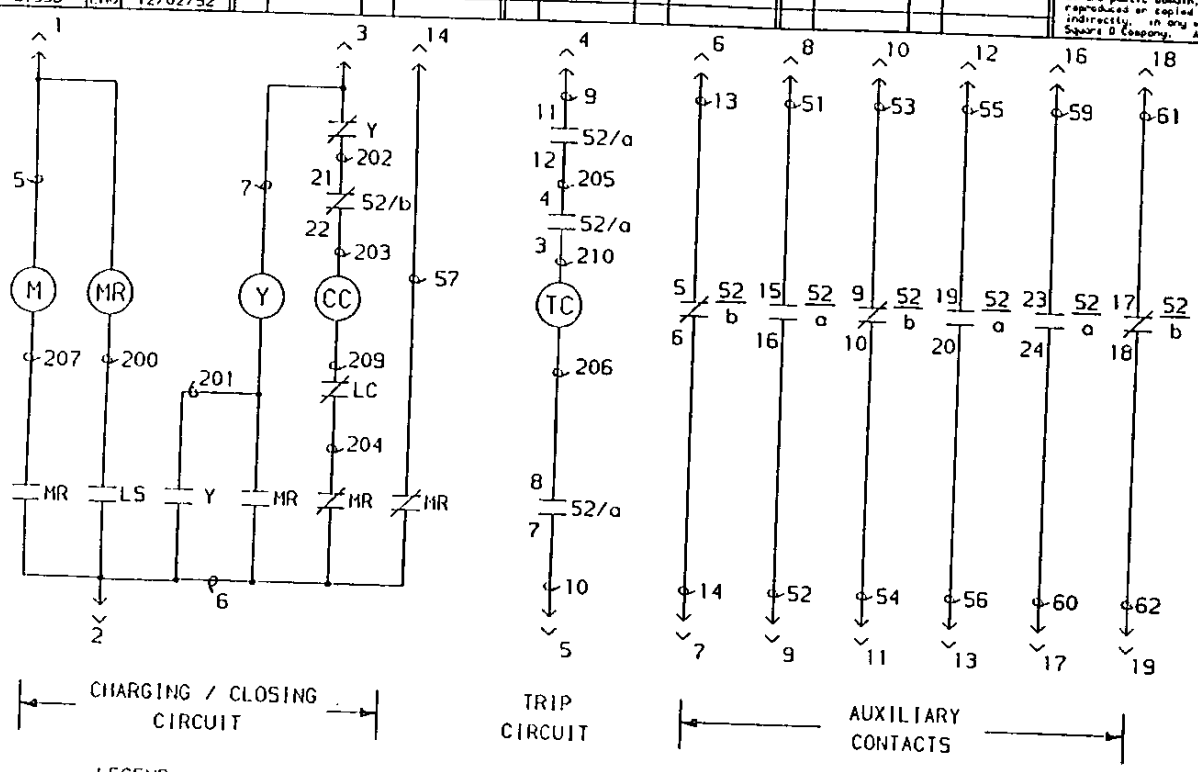

OPERATION OF BREAKER

1. THE BREAKER WILL NOT CLOSE UNTIL THE SPRINGS ARE CHARGED.
2. WHEN THE SPRINGS ARE DISCHARGED, SPRING CHARGING LIMIT SWITCH CONTACT 52/LS IS CLOSED. THIS PICKS UP THE MOTOR RELAY (52MR), WHICH ENERGIZES THE SPRING CHARGING MOTOR (52/M). 52/M RUNS UNTIL THE CLOSING SPRINGS ARE CHARGED. WHEN THE SPRINGS ARE CHARGED, 52/LS OPENS, DROPPING OUT 52MR, WHICH DE-ENERGIZES 52M.
3. WHEN 52MR DROPS OUT, THE NORMALLY CLOSED 52MR CONTACT CLOSES ALLOWING CONTINUITY IN THE CLOSING SOLENOID 52/CC CIRCUIT. IF CLOSING SIGNAL IS APPLIED, 52/CC IS ENERGIZED, UNLATCHING THE CLOSING SPRINGS, CLOSING THE BREAKER, AND CHARGING THE OPENING SPRINGS. 52/b CONTACTS OPEN, DE-ENERGIZING 52/CC. THE DISCHARGING OF THE CLOSING SPRINGS CAUSES 52/LS TO CLOSE. 52MR PICKS UP CLOSING THE NORMALLY OPEN 52MR CONTACT ALLOWING CONTINUITY IN THE ANTI-PUMP RELAY (52Y) CIRCUIT. THE 52Y CONTACTS CHANGE STATE SEALING IN 52Y AND PREVENTING 52/CC FROM BEING RE-ENERGIZED UNTIL THE CLOSING SIGNAL IS REMOVED. THIS LIMITS THE BREAKER TO ONE CLOSING OPERATION PER CLOSING SIGNAL.
4. WHEN THE BREAKER CLOSES, 52/a AUXILIARY CONTACTS CLOSE ALLOWING CONTINUITY IN THE TRIP SOLENOID (52/TC) CIRCUIT. IF A TRIPPING SIGNAL IS APPLIED, 52/TC IS ENERGIZED, UNLATCHING THE TRIPPING SPRINGS, OPENING THE BREAKER. THE 52/a CONTACTS OPEN, DE-ENERGIZING 52/TC WHILE THE BREAKER IS OPEN.
5. REMOTE STATUS INDICATORS ARE CONNECTED TO TERMINALS TO INDICATE IF THE BREAKER IS OPEN OR CLOSED. CONTACT 52/a IS CLOSED WHEN THE BREAKER IS CLOSED. CONTACT 52/b IS CLOSED WHEN THE BREAKER IS OPEN.

LEGEND

52 VACUUM CIRCUIT BREAKER
52M SPRING CHARGING MOTOR
52/LS SPRING CHARGING MOTOR LIMIT SWITCH
52/TC TRIP COIL (OPENING COIL)
52/CC SPRING RELEASE COIL (CLOSING COIL)
52Y ANTI-PUMP RELAY
52MR MOTOR RELAY
52/a AUX. SWITCH CONTACTS, OPEN WHEN BREAKER IS OPEN
52/b AUX. SWITCH CONTACTS, CLOSED WHEN BREAKER IS OPEN
52/LC LATCH CHECK SWITCH

NOTES:

1. BREAKER SHOWN IN OPEN POSITION & MAIN SPRINGS CHARGED.
2. SEE 44068-409 FOR WIRING DIAGRAM.

(B) - RELEASED IN SMYRNA

STANDARD TOLERANCE UNLESS OTHERWISE SPECIFIED						
LINEAR DIMENSIONS	ONE PLACE DECIMAL ± .060 TWO PLACE DECIMAL ± .030 THREE PLACE DECIMAL ± .015	DESIGN LOC: 68	USED ON: ----	ECO: VA31C48	PRINTS TO:	SQUARE D COMPANY POWER EQUIPMENT
HOLE DIMENSIONS	PUNCHED/DRILLED ± .005	DRAWN BY: MEC	RAWSTOCK: NONE	DATE: 02/10/92	TITLE: VAD-3 SCHEMATIC DIAGRAM SPRING CHARGE INDICATOR - ANP PLUG	
ANGLES	DIMENSIONED ± 1° UNDIMENSIONED 90° ± 2°	CHKD BY:	MATERIAL DESCRIPTION: NONE	SCALE: 1/1	PART# 44068-408 QTY: -	B 44068-408 B
		ENGINEER: DLF	FINISH DESCRIPTION: NONE			

REV	ECO	BY	DATE
A	VA31C90	MEC	11/09/92
B	B13358	LMG	12/02/92

This engineering drawing (CAD / CAM or otherwise) is the proprietary property of Square D Company, not part of the public domain, and is issued with the express understanding and agreement that it is not to be reproduced or copied in whole or in part or used for furnishing information to others, or used directly or indirectly, in any way detrimental to the interest of Square D Company and is to be returned upon request by Square D Company. All Rights Reserved.

© 1989 Square D Company

SD

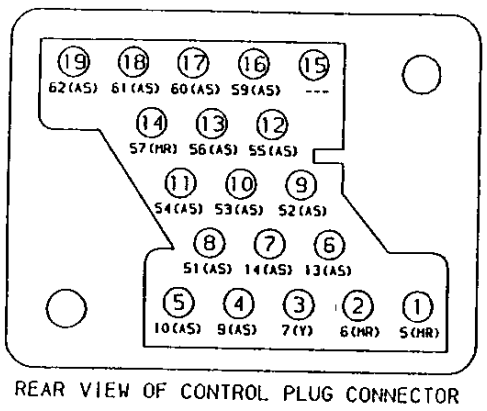

REAR VIEW OF CONTROL PLUG CONNECTOR

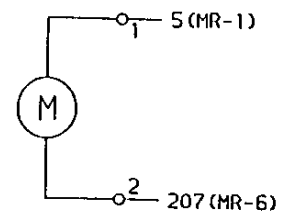

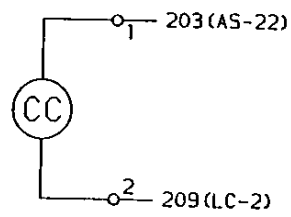

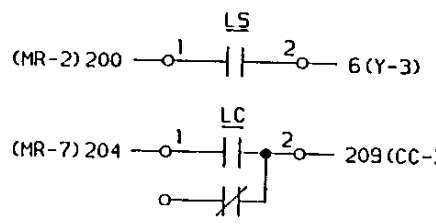

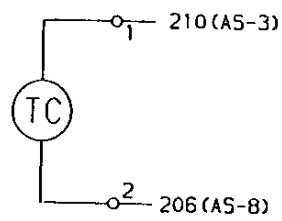

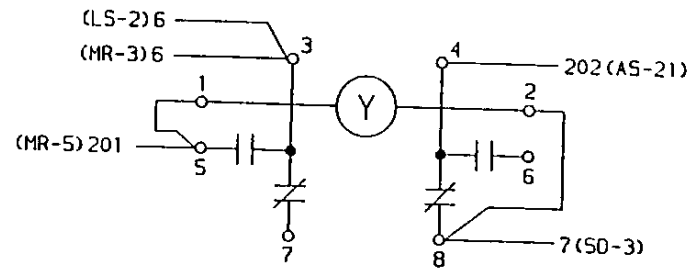

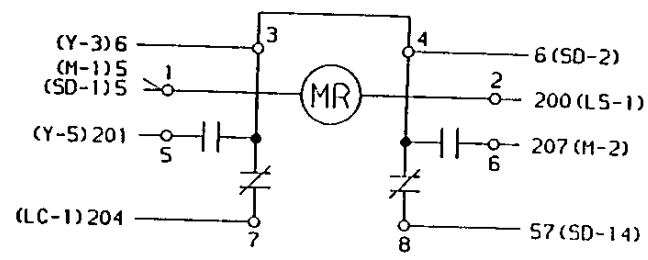

LEGEND

52 VACUUM CIRCUIT BREAKER
52M SPRING CHARGING MOTOR
52/LS SPRING CHARGING MOTOR LIMIT SWITCH
52/TC TRIP COIL (OPENING COIL)
52/CC SPRING RELEASE COIL (CLOSING COIL)
52Y ANTI-PUMP RELAY
52MR MOTOR RELAY
52/a AUX. SWITCH CONTACTS, OPEN WHEN BREAKER IS OPEN
52/b AUX. SWITCH CONTACTS, CLOSED WHEN BREAKER IS OPEN
52/LC LATCH CHECK SWITCH (NORMALLY OPEN CONTACT)
52/SD SECONDARY DISCONNECT CONTACTS

NOTE

1. SEE 44068-408 FOR SCHEMATIC DIAGRAM

AS

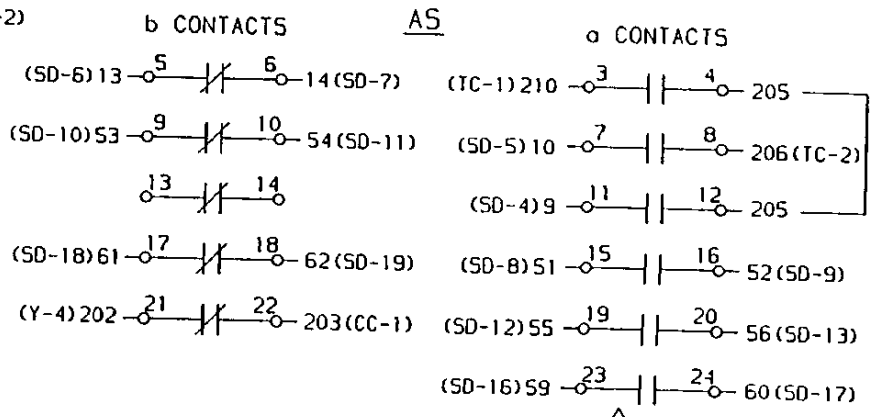

8 - RELEASED IN SHYRNA

STANDARD TOLERANCE UNLESS OTHERWISE SPECIFIED	LINEAR DIMENSIONS	ONE PLACE DECIMAL ± .060 TWO PLACE DECIMAL ± .030 THREE PLACE DECIMAL ± .015
	HOLE DIMENSIONS	PUNCHED/DRILLED ± .005
	ANGLES	DIMENSIONED ± 1° UNDIMENSIONED 90° ± 2°

DESIGN LOC: 68	USED ON: ---	ECO: VA31C48	PRINTS TO: -- -- -- -- -- -- -- --
DRAWN BY: MEC	RAWSTOCK: NONE	DATE: 02/10/92	TITLE: VAD-3 WIRING DIAGRAM SPRING CHARGE INDICATOR - AMP PLUG
CHKD BY:	MATERIAL DESCRIPTION: NONE	SCALE: 1/1	PART# 44068-409 QTY: -
ENGINEER: BLF	FINISH DESCRIPTION: NONE		

SQUARE D COMPANY
POWER EQUIPMENT

B 44068-409 B

REV	ECO	BY	DATE
A	VA31C09	MEC	11-05-92
B	81358	LMG	12/02/92

This engineering drawing (CAD / CAM or otherwise) is the proprietary property of Square D Company, not part of the public domain, and is issued with the express understanding and agreement that it is not to be reproduced or copied in whole or in part or used for furnishing information to others, or used directly or indirectly. In any way detrimental to the interest of Square D Company and is to be returned upon request by Square D Company. All Rights Reserved.

© 1989 Square D Company

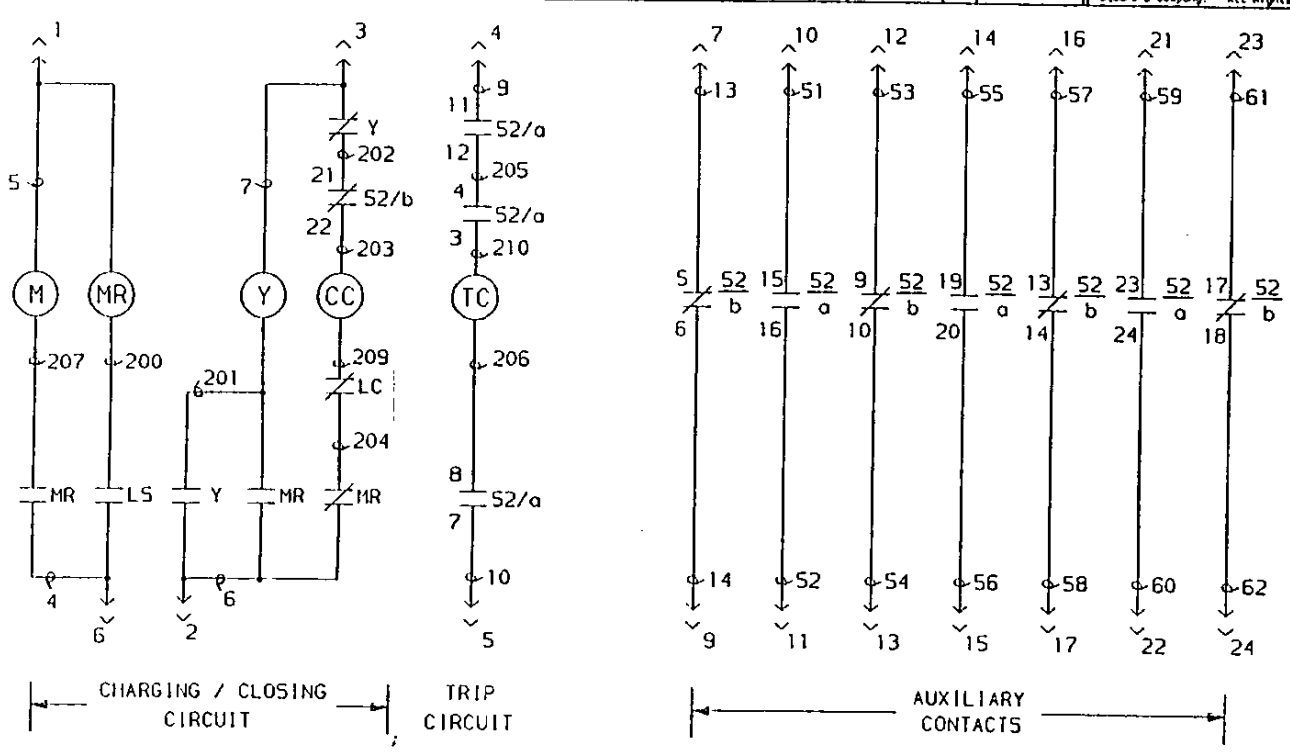

OPERATION OF BREAKER

1. THE BREAKER WILL NOT CLOSE UNTIL THE SPRINGS ARE CHARGED.
2. WHEN THE SPRINGS ARE DISCHARGED, SPRING CHARGING LIMIT SWITCH CONTACT S2/LS IS CLOSED. THIS PICKS UP THE MOTOR RELAY (S2MR), WHICH ENERGIZES THE SPRING CHARGING MOTOR (S2/M). S2/M RUNS UNTIL THE CLOSING SPRINGS ARE CHARGED. WHEN THE SPRINGS ARE CHARGED, S2/LS OPENS, DROPPING OUT S2MR, WHICH DE-ENERGIZES S2M.
3. WHEN S2MR DROPS OUT, THE NORMALLY CLOSED S2MR CONTACT CLOSES ALLOWING CONTINUITY IN THE CLOSING SOLENOID S2/CC CIRCUIT. IF CLOSING SIGNAL IS APPLIED, S2/CC IS ENERGIZED, UNLATCHING THE CLOSING SPRINGS, CLOSING THE BREAKER, AND CHARGING THE OPENING SPRINGS. S2/b CONTACTS OPEN, DE-ENERGIZING S2/CC. THE DISCHARGING OF THE CLOSING SPRINGS CAUSES S2/LS TO CLOSE. S2MR PICKS UP CLOSING THE NORMALLY OPEN S2MR CONTACT ALLOWING CONTINUITY IN THE ANTI-PUMP RELAY (S2Y) CIRCUIT. THE S2Y CONTACTS CHANGE STATE SEALING IN S2Y AND PREVENTING S2/CC FROM BEING RE-ENERGIZED UNTIL THE CLOSING SIGNAL IS REMOVED. THIS LIMITS THE BREAKER TO ONE CLOSING OPERATION PER CLOSING SIGNAL.
4. WHEN THE BREAKER CLOSES, S2/a AUXILIARY CONTACTS CLOSE ALLOWING CONTINUITY IN THE TRIP SOLENOID (S2/TC) CIRCUIT. IF A TRIPPING SIGNAL IS APPLIED, S2/TC IS ENERGIZED, UNLATCHING THE TRIPPING SPRINGS, OPENING THE BREAKER. THE S2/a CONTACTS OPEN, DE-ENERGIZING S2/TC WHILE THE BREAKER IS OPEN.
5. REMOTE STATUS INDICATORS ARE CONNECTED TO TERMINALS TO INDICATE IF THE BREAKER IS OPEN OR CLOSED. CONTACT S2/a IS CLOSED WHEN THE BREAKER IS CLOSED. CONTACT S2/b IS CLOSED WHEN THE BREAKER IS OPEN.

LEGEND

S2 VACUUM CIRCUIT BREAKER
S2M SPRING CHARGING MOTOR
S2/LS SPRING CHARGING MOTOR LIMIT SWITCH
S2/TC TRIP COIL (OPENING COIL)
S2/CC SPRING RELEASE COIL (CLOSING COIL)
S2Y ANTI-PUMP RELAY
S2MR MOTOR RELAY
S2/a AUX. SWITCH CONTACTS, OPEN WHEN BREAKER IS OPEN
S2/b AUX. SWITCH CONTACTS, CLOSED WHEN BREAKER IS OPEN
S2/LC LATCH CHECK SWITCH

NOTES:

1. BREAKER SHOWN IN OPEN POSITION & MAIN SPRINGS CHARGED.
2. SEE 44068-411 FOR WIRING DIAGRAM.

(B) - RELEASED IN SMYRNA

STANDARD TOLERANCE UNLESS OTHERWISE SPECIFIED	LINEAR DIMENSIONS	ONE PLACE DECIMAL ± .060 TWO PLACE DECIMAL ± .030 THREE PLACE DECIMAL ± .015	DESIGN LOC: 68	USED ON: ----	ECO: VA31C48	PRINTS TO:	SQUARE D COMPANY POWER EQUIPMENT		
	HOLE DIMENSIONS	PUNCHED/DRILLED ± .005	DRAWN BY: MEC	RAWSTOCK: NONE	DATE: 02/12/92	TITLE: VAO-3 SCHEMATIC DIAGRAM SEPERATE CHARGE - MARTING PLUG			
	ANGLES	DIMENSIONED ± 1° UNDIMENSIONED 90° ± 2°	CHKD BY:	MATERIAL DESCRIPTION: NONE	SCALE: 1/1	PART# 44068-410	QTY: -	B	44068-410 B
			ENGINEER: BLF	FINISH DESCRIPTION: NONE					

REV	ECO	BY	DATE
A	VA31C09	MEC	11/05/92
B	B1358	LMC	12/02/92

This engineering drawing (CAD / CAM or otherwise) is the proprietary property of Square D Company, not part of the public domain, and is issued with the express understanding and agreement that it is not to be reproduced or copied in whole or in part or used for furnishing information to others, or used directly or indirectly, in any way detrimental to the interest of Square D Company and is to be returned upon request by Square D Company. All Rights Reserved.

© 1989 Square D Company

SD

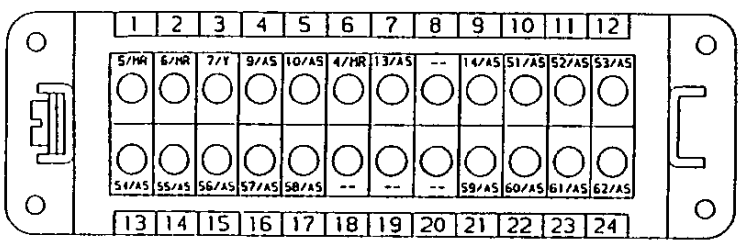

REAR VIEW OF BREAKER CONTROL PLUG

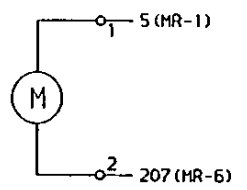

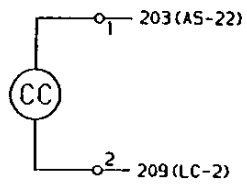

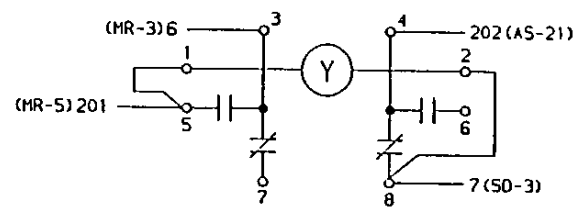

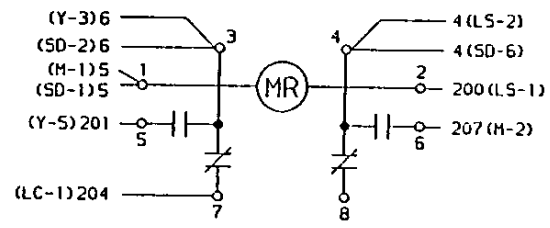

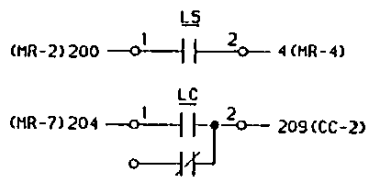

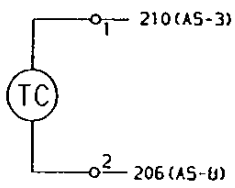

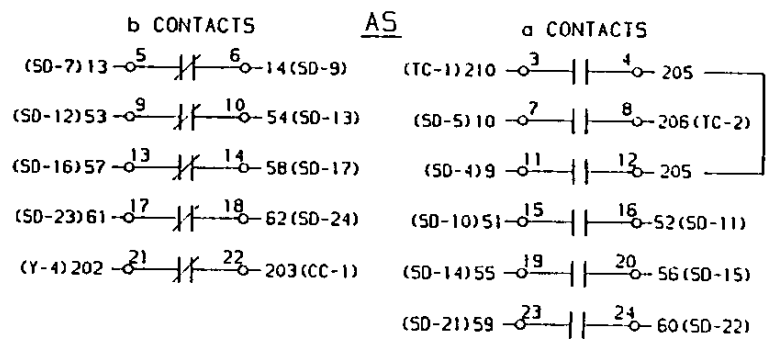

LEGEND

52 VACUUM CIRCUIT BREAKER
52M SPRING CHARGING MOTOR
52/LS SPRING CHARGING MOTOR LIMIT SWITCH
52/TC TRIP COIL (OPENING COIL)
52/CC SPRING RELEASE COIL (CLOSING COIL)
52Y ANTI-PUMP RELAY
52MR MOTOR RELAY
52/a AUX. SWITCH CONTACTS, OPEN WHEN BREAKER IS OPEN
52/b AUX. SWITCH CONTACTS, CLOSED WHEN BREAKER IS OPEN
52/LC LATCH CHECK SWITCH (NORMALLY OPEN CONTACT)
52/SD SECONDARY DISCONNECT CONTACTS

NOTE

1. SEE 44068-410 FOR SCHEMATIC DIAGRAM

⚠B - RELEASED IN SHYRNA

STANDARD TOLERANCE UNLESS OTHERWISE SPECIFIED	LINEAR DIMENSIONS	ONE PLACE DECIMAL ± .060 TWO PLACE DECIMAL ± .030 THREE PLACE DECIMAL ± .015	DESIGN LOC. 68	USED ON: ----	ECO: VA31C48	PRINTS TO:	SQUARE D COMPANY POWER EQUIPMENT		
	HOLE DIMENSIONS	PUNCHED/DRILLED ± .005	DRAWN BY: MEC	RAWSTOCK: NONE	DATE: 02/10/92	TITLE: VAD-3 WIRING DIAGRAM SEPERATE CHARGE - MARKING PLUG			
	ANGLES	DIMENSIONED ± 1° UNDIMENSIONED 90° ± 2°	CHKD BY:	MATERIAL DESCRIPTION: NONE	SCALE: 1/1	PART# 44068-411	QTY: -	B	44068-411 B
			ENGINEER: GLF	FINISH DESCRIPTION: NONE					

REV	ECO	BY	DATE
A	VA31C90	MEC	11/09/92
B	B1358	LMG	12/02/92

This engineering drawing (CAD / CAM or otherwise) is the proprietary property of Square D Company, not part of the public domain, and is issued with the express understanding and agreement that it is not to be reproduced or copied in whole or in part or used for furnishing information to others, or used directly or indirectly, in any way detrimental to the interest of Square D Company and is to be returned upon request by Square D Company. ALL Rights Reserved.

© 1991 Square D Company

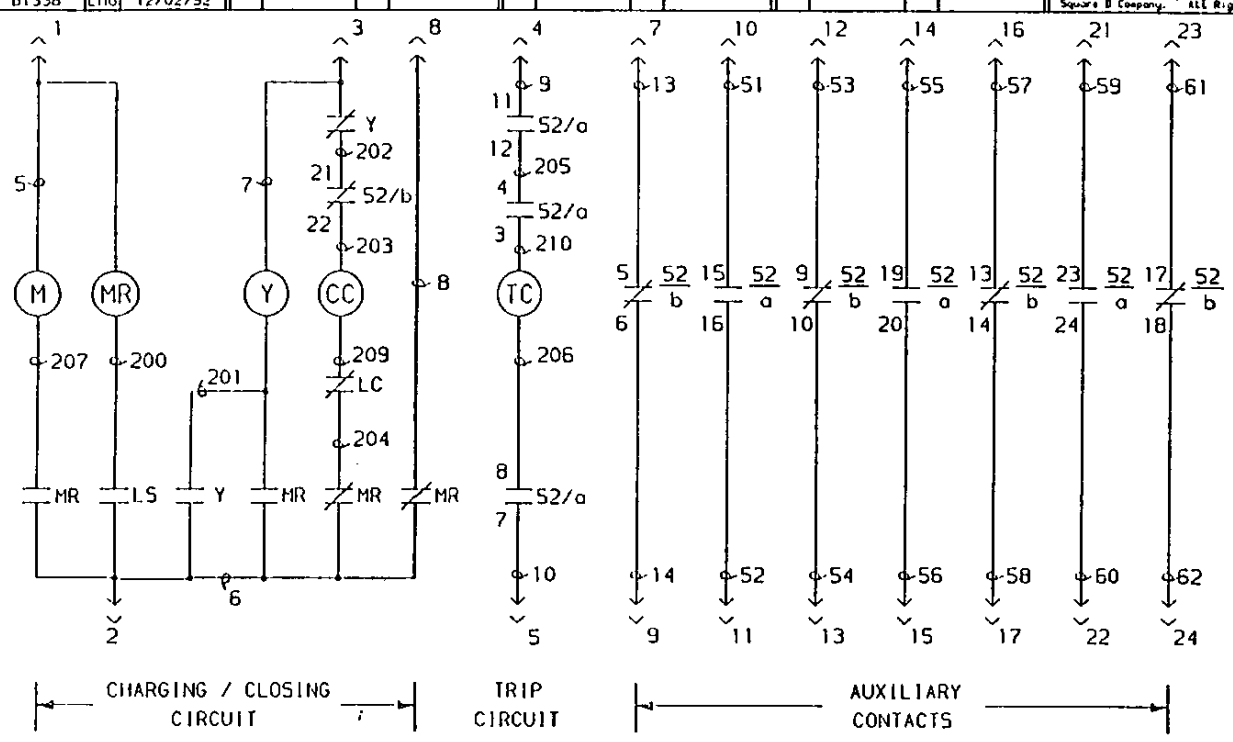

OPERATION OF BREAKER

1. THE BREAKER WILL NOT CLOSE UNTIL THE SPRINGS ARE CHARGED.
2. WHEN THE SPRINGS ARE DISCHARGED, SPRING CHARGING LIMIT SWITCH CONTACT 52/LS IS CLOSED. THIS PICKS UP THE MOTOR RELAY (52MR), WHICH ENERGIZES THE SPRING CHARGING MOTOR (52/M). 52/M RUNS UNTIL THE CLOSING SPRINGS ARE CHARGED. WHEN THE SPRINGS ARE CHARGED, 52/LS OPENS, DROPPING OUT 52MR, WHICH DE-ENERGIZES 52M.
3. WHEN 52MR DROPS OUT, THE NORMALLY CLOSED 52MR CONTACT CLOSES ALLOWING CONTINUITY IN THE CLOSING SOLENOID 52/CC CIRCUIT. IF CLOSING SIGNAL IS APPLIED, 52/CC IS ENERGIZED, UNLATCHING THE CLOSING SPRINGS, CLOSING THE BREAKER, AND CHARGING THE OPENING SPRINGS. 52/b CONTACTS OPEN, DE-ENERGIZING 52/CC. THE DISCHARGING OF THE CLOSING SPRINGS CAUSES 52/LS TO CLOSE. 52MR PICKS UP CLOSING THE NORMALLY OPEN 52MR CONTACT ALLOWING CONTINUITY IN THE ANTI-PUMP RELAY (52Y) CIRCUIT. THE 52Y CONTACTS CHANGE STATE SEALING IN 52Y AND PREVENTING 52/CC FROM BEING RE-ENERGIZED UNTIL THE CLOSING SIGNAL IS REMOVED. THIS LIMITS THE BREAKER TO ONE CLOSING OPERATION PER CLOSING SIGNAL.
4. WHEN THE BREAKER CLOSES, 52/a AUXILIARY CONTACTS CLOSE ALLOWING CONTINUITY IN THE TRIP SOLENOID (52/TC) CIRCUIT. IF A TRIPPING SIGNAL IS APPLIED, 52/TC IS ENERGIZED, UNLATCHING THE TRIPPING SPRINGS, OPENING THE BREAKER. THE 52/a CONTACTS OPEN, DE-ENERGIZING 52/TC WHILE THE BREAKER IS OPEN.
5. REMOTE STATUS INDICATORS ARE CONNECTED TO TERMINALS TO INDICATE IF THE BREAKER IS OPEN OR CLOSED. CONTACT 52/a IS CLOSED WHEN THE BREAKER IS CLOSED. CONTACT 52/b IS CLOSED WHEN THE BREAKER IS OPEN.

LEGEND

52 VACUUM CIRCUIT BREAKER
52M SPRING CHARGING MOTOR
52/LS SPRING CHARGING MOTOR LIMIT SWITCH
52/TC TRIP COIL (OPENING COIL)
52/CC SPRING RELEASE COIL (CLOSING COIL)
52Y ANTI-PUMP RELAY
52MR MOTOR RELAY
52/a AUX. SWITCH CONTACTS, OPEN WHEN BREAKER IS OPEN
52/b AUX. SWITCH CONTACTS, CLOSED WHEN BREAKER IS OPEN
52/LC LATCH CHECK SWITCH

NOTES:

1. BREAKER SHOWN IN OPEN POSITION & MAIN SPRINGS CHARGED.
2. SEE 44068-413 FOR WIRING DIAGRAM.

B - RELEASED IN SMYRNA

STANDARD TOLERANCE UNLESS OTHERWISE SPECIFIED						
LINEAR DIMENSIONS	ONE PLACE DECIMAL ± .060	DESIGN LOC: 68	USED ON: ----	ECO: VA31C48	PRINTS TO:	
	TWO PLACE DECIMAL ± .030	DRAWN BY: MEC	RAWSTOCK: NONE	DATE: 02/12/92	TITLE: VAD-3 SCHEMATIC DIAGRAM SPRING CHARGE INDICATOR - WIRING PLUG	
	THREE PLACE DECIMAL ± .015	CHKD BY:	MATERIAL DESCRIPTION: NONE	SCALE: 1/1	PART# 44068-412	QTY: -
HOLE DIMENSIONS	PUNCHED/DRILLED ± .005	ENGINEER: BLF	FINISH DESCRIPTION: NONE			
ANGLES	DIMENSIONED ± 1° UNDIMENSIONED 90° ± 2°					

SQUARE D COMPANY
POWER EQUIPMENT

B 44068-412 B

REV	ECO	BY	DATE
A	VA31C90	MEC	11/13/92
B	81358	LMG	12/02/92

This engineering drawing (CAD / CAM or otherwise) is the proprietary property of Square D Company, not part of the public domain, and is issued with the express understanding that it is not to be reproduced or copied in whole or in part or used for furnishing information to others, or used directly or indirectly, in any way detrimental to the interest of Square D Company and is to be returned upon request by Square D Company. All Rights Reserved.

© 1989 Square D Company

SD

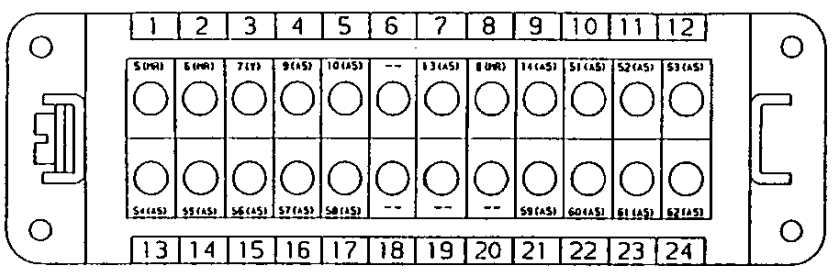

REAR VIEW OF BREAKER CONTROL PLUG

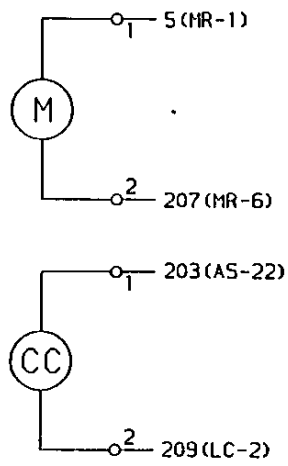

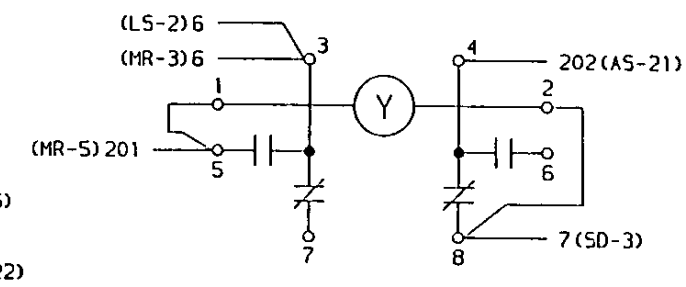

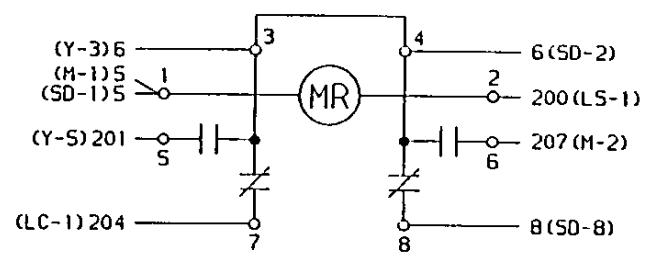

LEGEND

52 VACUUM CIRCUIT BREAKER
52M SPRING CHARGING MOTOR
52/LS SPRING CHARGING MOTOR LIMIT SWITCH
52/TC TRIP COIL (OPENING COIL)
52/CC SPRING RELEASE COIL (CLOSING COIL)
52Y ANTI-PUMP RELAY
52MR MOTOR RELAY
52/a AUX. SWITCH CONTACTS, OPEN WHEN BREAKER IS OPEN
52/b AUX. SWITCH CONTACTS, CLOSED WHEN BREAKER IS OPEN
52/LC LATCH CHECK SWITCH (NORMALLY OPEN CONTACT)
52/SD SECONDARY DISCONNECT CONTACTS

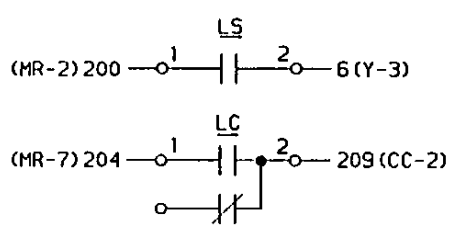

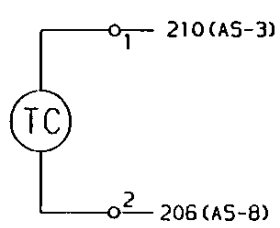

AS

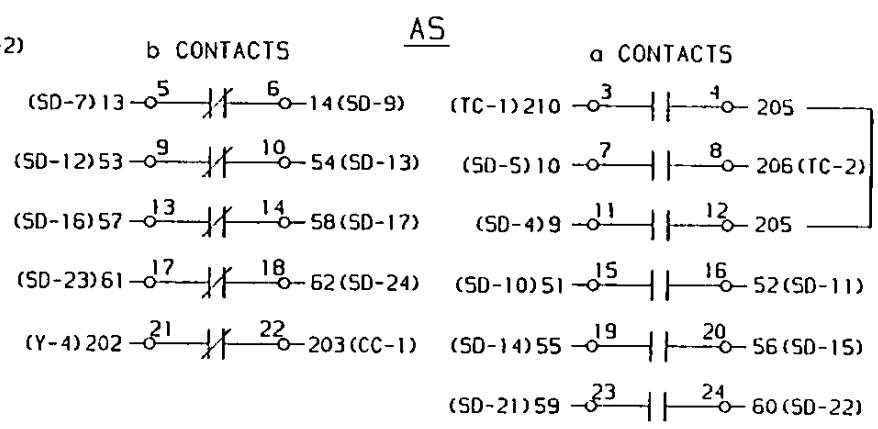

NOTE

1. SEE 44068-412 FOR SCHEMATIC DIAGRAM

B - RELEASED IN SMYRNA

STANDARD TOLERANCE UNLESS OTHERWISE SPECIFIED	LINEAR DIMENSIONS	ONE PLACE DECIMAL ± .060 TWO PLACE DECIMAL ± .030 THREE PLACE DECIMAL ± .015	DESIGN LOC: 68	USED ON: ----	ECO: VA31C48	PRINTS TO: -- -- -- -- -- -- -- --	SQUARE D COMPANY POWER EQUIPMENT
	HOLE DIMENSIONS	PUNCHED/DRILLED ± .005	DRAWN BY: MEC CHKD BY:	RAWSTOCK: NONE MATERIAL DESCRIPTION: NONE	DATE: 02/12/92	TITLE: MAD-3 WIRING DIAGRAM SPRING CHARGE INDICATOR - MATING PLUG	
	ANGLES	DIMENSIONED ± 1° UNDIMENSIONED 90° ± 2°	ENGINEER: BLF	FINISH DESCRIPTION: NONE	SCALE: 1/1	PART# 44068-413 QTY. -	B 44068-413 B