


## Renewal Parts

# I-T-E Medium-Voltage Vacuum Power Circuit Breakers

---

Type 15HKV500  
3000 Amperes  
15000 Volts  
(Model 03-C)






Fig. 1




Fig. 2




Fig. 3

# RENEWAL PARTS FOR TYPE 15HKV500, 3000 AMPERES (MODEL 03C) VACUUM POWER CIRCUIT BREAKERS

TABLE 1 - RECOMMENDED - FOR NORMAL DUTY APPLICATIONS

Fig. Ref.	Item	Qty. per Bkr.	Description of Assembly or Part	Ordering Number
2	1	2	Secondary Disconnect Assembly	703153-K5
2	2	1	Control Device	191921-*
2	3	1	Auxiliary Switch (a1-b-a-b)	700034-K7
2	4	1	Resistor Assembly (ac Control Only—Not Shown)	194124-*
3	5	1	Charging Motor Assembly	709799-*
3	6	1	Motor Disconnect Switch	703270-A
3	7	1	Shunt Trip Assembly	191920-*
3	8	1	Close Coil Assembly (Not Shown)	191920-*
3	9	1	Close-Trip Switch (When Used)	712780-A
3	10	1	Latch Check Switch (When Used)	191545-A
3	11	1	Inst. Undervoltage Trip Assembly (When Used)(Not Shown)	197909-*

\*Specify Applicable Voltage and Frequency

TABLE 2 - ADDITIONAL - FOR HEAVY DUTY APPLICATIONS

Fig. Ref.	Item	Qty. per Bkr.	Description of Assembly or Part	Ordering Number
				3000A
1	12	3	Base Molding and Interrupter Assembly	163778-T3
1	13	3	Pushrod	164861-A
	14	1	Buffer and Piston Assembly (Not Shown)	192906-T7
2	15	6	Primary Disconnect Assembly	706741-T3
3	16	1	Operating Mechanism (Less Coils & Motor)	194111-T14

## GENERAL NOTES

### 1. Recommended quantities are as follows:

DOMESTIC - One (1) recommended set for each ten (10) breakers or fraction thereof installed for each rating. Any portion or all of the additional parts may be ordered in the same ratio.

FOREIGN - One (1) recommended and one (1) additional set for each five (5) breakers or fraction thereof installed for each rating.

### 2. The parts listed cover an indefinite period of time. With normal maintenance, replacement will be infrequent.

3. An assortment of special hardware used on this type circuit breaker is available as a kit. Order hardware Kit No. 709712-T1.

4. Where continuity of service is mandatory, a spare breaker is recommended.

## ORDERING INSTRUCTIONS

1. Specify serial number from circuit breaker nameplate, in addition to part description and ordering number.

2. State control voltage when ordering coils, resistors and motor.

The photographs reproduced in this bulletin are furnished only to serve as a guide in the identification of assemblies and parts, and do not purport to cover all details or variations in equipment.



**BBC Brown Boveri, Inc.**

Circuit Breaker Division  
W. Columbia, SC 29169

New  
Printed in U.S.A. 2M 686

---